

SVENSK STANDARD

SS-ISO 7134:2013

Fastställt/Approved: 2013-03-03
Publicerad/Published: 2013-03-04
Utgåva/Edition: 2
Språk/Language: engelska/English
ICS: 01.040.53; 53.100

Anläggningsmaskiner – Väghyvlar – Terminologi och handelsspecifikationer (ISO 7134:2013, IDT)

Earth-moving machinery – Graders – Terminology and commercial specifications (ISO 7134:2013, IDT)

This preview is downloaded from www.sis.se. Buy the entire standard via <https://www.sis.se/std-89102>

Standarder får världen att fungera

SIS (Swedish Standards Institute) är en fristående ideell förening med medlemmar från både privat och offentlig sektor. Vi är en del av det europeiska och globala nätverk som utarbetar internationella standarder. Standarder är dokumenterad kunskap utvecklad av framstående aktörer inom industri, näringsliv och samhälle och befrämjar handel över gränser, bidrar till att processer och produkter blir säkrare samt effektiviserar din verksamhet.

Delta och påverka

Som medlem i SIS har du möjlighet att påverka framtida standarder inom ditt område på nationell, europeisk och global nivå. Du får samtidigt tillgång till tidig information om utvecklingen inom din bransch.

Ta del av det färdiga arbetet

Vi erbjuder våra kunder allt som rör standarder och deras tillämpning. Hos oss kan du köpa alla publikationer du behöver – allt från enskilda standarder, tekniska rapporter och standardpaket till handböcker och onlinetjänster. Genom vår webbtjänst e-nav får du tillgång till ett lättnavigerat bibliotek där alla standarder som är aktuella för ditt företag finns tillgängliga. Standarder och handböcker är källor till kunskap. Vi säljer dem.

Utveckla din kompetens och lyckas bättre i ditt arbete

Hos SIS kan du gå öppna eller företagsinterna utbildningar kring innehåll och tillämpning av standarder. Genom vår närhet till den internationella utvecklingen och ISO får du rätt kunskap i rätt tid, direkt från källan. Med vår kunskap om standarders möjligheter hjälper vi våra kunder att skapa verklig nytta och lönsamhet i sina verksamheter.

Vill du veta mer om SIS eller hur standarder kan effektivisera din verksamhet är du välkommen in på www.sis.se eller ta kontakt med oss på tel 08-555 523 00.



Standards make the world go round

SIS (Swedish Standards Institute) is an independent non-profit organisation with members from both the private and public sectors. We are part of the European and global network that draws up international standards. Standards consist of documented knowledge developed by prominent actors within the industry, business world and society. They promote cross-border trade, they help to make processes and products safer and they streamline your organisation.

Take part and have influence

As a member of SIS you will have the possibility to participate in standardization activities on national, European and global level. The membership in SIS will give you the opportunity to influence future standards and gain access to early stage information about developments within your field.

Get to know the finished work

We offer our customers everything in connection with standards and their application. You can purchase all the publications you need from us - everything from individual standards, technical reports and standard packages through to manuals and online services. Our web service e-nav gives you access to an easy-to-navigate library where all standards that are relevant to your company are available. Standards and manuals are sources of knowledge. We sell them.

Increase understanding and improve perception

With SIS you can undergo either shared or in-house training in the content and application of standards. Thanks to our proximity to international development and ISO you receive the right knowledge at the right time, direct from the source. With our knowledge about the potential of standards, we assist our customers in creating tangible benefit and profitability in their organisations.

If you want to know more about SIS, or how standards can streamline your organisation, please visit www.sis.se or contact us on phone +46 (0)8-555 523 00



Den internationella standarden ISO 7134:2013 gäller som svensk standard. Detta dokument innehåller den officiella engelska versionen av ISO 7134:2013.

Denna standard ersätter SS-ISO 7134, utgåva 1.

The International Standard ISO 7134:2013 has the status of a Swedish Standard. This document contains the official version of ISO 7134:2013.

This standard supersedes the Swedish Standard SS-ISO 7134, edition 1.

© Copyright/Upphovsrätten till denna produkt tillhör SIS, Swedish Standards Institute, Stockholm, Sverige. Användningen av denna produkt regleras av slutanvändarlicensen som återfinns i denna produkt, se standardens sista sidor.

© Copyright SIS, Swedish Standards Institute, Stockholm, Sweden. All rights reserved. The use of this product is governed by the end-user licence for this product. You will find the licence in the end of this document.

Upplysningar om sakinnehållet i standarden lämnas av SIS, Swedish Standards Institute, telefon 08-555 520 00. Standarder kan beställas hos SIS Förlag AB som även lämnar allmänna upplysningar om svensk och utländsk standard.

Information about the content of the standard is available from the Swedish Standards Institute (SIS), telephone +46 8 555 520 00. Standards may be ordered from SIS Förlag AB, who can also provide general information about Swedish and foreign standards.

Denna standard är framtagen av kommittén för Anläggningsmaskiner, SIS/TK 225.

Har du synpunkter på innehållet i den här standarden, vill du delta i ett kommande revideringsarbete eller vara med och ta fram andra standarder inom området? Gå in på www.sis.se - där hittar du mer information.

Contents

Page

Foreword	iv
1 Scope	1
2 Normative references	1
3 Terms and definitions	1
3.1 General.....	1
3.2 Masses.....	2
3.3 Performance.....	2
3.4 Attachments (for dimensions, see Annex B).....	2
4 Base machine	3
4.1 Types of graders.....	3
4.2 Dimensions.....	6
4.3 Nomenclature.....	7
5 Attachments	9
5.1 Dimensions.....	9
5.2 Nomenclature.....	11
6 Commercial literature specifications	12
6.1 Engine.....	12
6.2 Transmission.....	13
6.3 Axles.....	13
6.4 Steering.....	14
6.5 Brakes.....	14
6.6 Tyres.....	14
6.7 Hydraulic system pumps.....	15
6.8 System fluid refill capacities.....	15
6.9 Mass.....	15
6.10 Overall grader dimensions.....	15
Annex A (normative) Equipment dimensions	16
Annex B (normative) Attachment dimensions	19
Bibliography	21

Foreword

ISO (the International Organization for Standardization) is a worldwide federation of national standards bodies (ISO member bodies). The work of preparing International Standards is normally carried out through ISO technical committees. Each member body interested in a subject for which a technical committee has been established has the right to be represented on that committee. International organizations, governmental and non-governmental, in liaison with ISO, also take part in the work. ISO collaborates closely with the International Electrotechnical Commission (IEC) on all matters of electrotechnical standardization.

International Standards are drafted in accordance with the rules given in the ISO/IEC Directives, Part 2.

The main task of technical committees is to prepare International Standards. Draft International Standards adopted by the technical committees are circulated to the member bodies for voting. Publication as an International Standard requires approval by at least 75 % of the member bodies casting a vote.

Attention is drawn to the possibility that some of the elements of this document may be the subject of patent rights. ISO shall not be held responsible for identifying any or all such patent rights.

ISO 7134 was prepared by Technical Committee ISO/TC 127, *Earth-moving machinery*, Subcommittee SC 4, *Terminology, commercial nomenclature, classification and ratings*.

This third edition cancels and replaces the second edition (ISO 7134:1993), which has been technically revised. It also incorporates Technical Corrigendum ISO 7134:1993/Cor 1:1996.

Earth-moving machinery — Graders — Terminology and commercial specifications

1 Scope

This International Standard establishes terminology and the content of commercial literature specifications for graders and their equipment.

2 Normative references

The following documents, in whole or in part, are normatively referenced in this document and are indispensable for its application. For dated references, only the edition cited applies. For undated references, the latest edition of the referenced document (including any amendments) applies.

ISO 5010, *Earth-moving machinery — Rubber-tyred machines — Steering requirements*

ISO 6746-1, *Earth-moving machinery — Definitions of dimensions and codes — Part 1: Base machine*

ISO 6746-2, *Earth-moving machinery — Definitions of dimensions and codes — Part 2: Equipment and attachments*

ISO 7457, *Earth-moving machinery — Determination of turning dimensions of wheeled machines*

ISO 15550:2002, *Internal combustion engines — Determination and method for the measurement of engine power — General requirements*

3 Terms and definitions

For the purposes of this document, the terms and definitions given in ISO 6746-1 and ISO 6746-2, and the following apply.

3.1 General

3.1.1 grader

self-propelled wheeled machine with an adjustable blade positioned between the front and rear axles, which can be equipped with a front-mounted blade or scarifier that can also be located between the front and rear axles

[SOURCE: ISO 6165:2012, 4.8]

3.1.2 base machine

grader without equipment, as described by the manufacturer's specifications, but provided with the necessary mountings to secure the attachments

3.1.3 equipment

set of components mounted onto the base machine to fulfil the primary design function

3.1.4 attachment

optional assembly of components that can be mounted onto the base machine for a specific use

3.1.5

component

part or an assembly of parts of a base machine, equipment or an attachment

3.2 Masses

3.2.1

operating mass

mass of the base machine, equipment specified by the manufacturer, operator (75 kg), full fuel tank and full lubricating, hydraulic and cooling systems

3.2.2

shipping mass

mass of the base machine without operator, with full lubricating, hydraulic and cooling systems, 10 % of fuel tank capacity and with or without equipment, cab, canopy and/or operator protective structure, as stated by the manufacturer

3.2.3

cab [canopy] [ROPS] [FOPS] mass

mass of cab [canopy] [ROPS (roll-over operator protective structure)] [FOPS (falling-object operator protective structure)] with all components and mountings required to secure it to the base machine

3.3 Performance

3.3.1

net power

power obtained on a test bed at the end of the crankshaft or its equivalent, at the corresponding engine speed, with the equipment and auxiliaries listed in ISO 15550:2002, Table 1, column 2, and required in column 3 (fitted for engine net power test)

Note 1 to entry: If the power measurement can only be carried out with a mounted gearbox, the losses in the gearbox should be added to the measured power to give the net engine power.

[SOURCE: ISO 15550:2002, 3.3.3.1, modified.]

3.3.2

maximum travel speed

maximum speed that can be obtained on hard level surfaces in each of the forward and reverse gear ratios available

3.4 Attachments (for dimensions, see [Annex B](#))

3.4.1

scarifier

mechanism having teeth for penetrating and loosening to shallow depths materials such as earth, asphalt and gravel roads, and similar surfaces

Note 1 to entry: The scarifier may be located on the grader ahead of the front wheels or between front and rear wheels.

3.4.2

ripper

attachment consisting of a frame connected to the rear part of the base machine by means of a mounting bracket

Note 1 to entry: It is equipped with one or more teeth.

3.4.3

snowplough

structure located ahead of the front wheels, designed to move snow laterally by the ploughing action of a mould-board

Note 1 to entry: The plough may be either one-way or V configuration.

3.4.4

front blade

blade usually curved as a mould-board located ahead of the front wheels, designed to scrape and push earth and similar materials generally forward

4 Base machine

4.1 Types of graders

Graders shall be classified according to the following attributes.

4.1.1 Undercarriage — Number of wheels

A grader may have

- four (see [Figure 1](#)), or
- six (see [Figure 2](#))

wheels.

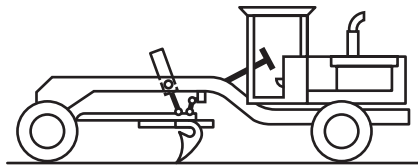


Figure 1 — Four-wheel grader




Figure 2 — Six-wheel grader

4.1.2 Number of engines

Graders have a single engine. See [Figure 3](#).

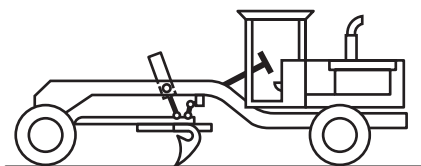


Figure 3 — Grader with single engine

4.1.3 Engine location

The grader's engine may be located

- at the front (see [Figure 4](#)), or
- the rear (see [Figure 5](#)).




Figure 4 — Grader with front engine





Figure 5 — Grader with rear engine

4.1.4 Steering system

The system may be

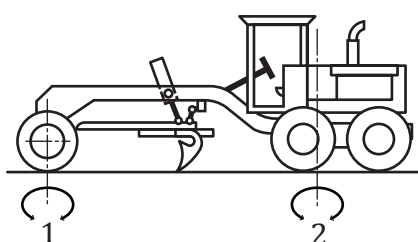
- front-wheel steer (see [Figure 6](#)), or
- front-wheel and articulated-frame steer (see [Figure 7](#)).



Key

- 1 steerable wheels

Figure 6 — Front-wheel-steer grader



Key

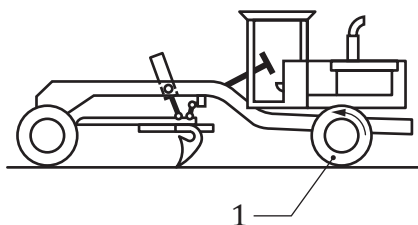
- 1 steerable wheels
- 2 turning centre

Figure 7 — Front-wheel- and articulated-frame-steer grader

4.1.5 Drive system

The drive system may be

- two-wheel-drive (see [Figure 8](#)),
- four-wheel-drive (see [Figure 9](#)), or
- six-wheel-drive (see [Figure 10](#)).



Key

- 1 drive wheels

Figure 8 — Two-wheel-drive grader