

# Teknisk rapport


## SIS-CEN/TR 15193-2:2017

Publicerad/Published: 2017-04-19  
Utgåva/Edition: 1  
Språk/Language: engelska/English  
ICS: 12.020; 91.120.10; 91.140.99; 91.160.01

---

### **Byggnaders energiprestanda – Energikrav för belysning – Del 2: Vägledning för tillämpning av EN 15193-1, Modul 9**

**Energy performance of buildings – Energy requirements  
for lighting –  
Part 2: Explanation and justification of EN 15193-1, Module M9**



# Standarder får världen att fungera

*SIS (Swedish Standards Institute) är en fristående ideell förening med medlemmar från både privat och offentlig sektor. Vi är en del av det europeiska och globala nätverk som utarbetar internationella standarder. Standarder är dokumenterad kunskap utvecklad av framstående aktörer inom industri, näringsliv och samhälle och befrämjar handel över gränser, bidrar till att processer och produkter blir säkrare samt effektiviserar din verksamhet.*

## Delta och påverka

Som medlem i SIS har du möjlighet att påverka framtida standarder inom ditt område på nationell, europeisk och global nivå. Du får samtidigt tillgång till tidig information om utvecklingen inom din bransch.

## Ta del av det färdiga arbetet

Vi erbjuder våra kunder allt som rör standarder och deras tillämpning. Hos oss kan du köpa alla publikationer du behöver – allt från enskilda standarder, tekniska rapporter och standardpaket till handböcker och onlinetjänster. Genom vår webbtjänst e-nav får du tillgång till ett lättnavigerat bibliotek där alla standarder som är aktuella för ditt företag finns tillgängliga. Standarder och handböcker är källor till kunskap. Vi säljer dem.

## Utveckla din kompetens och lyckas bättre i ditt arbete

Hos SIS kan du gå öppna eller företagsinterna utbildningar kring innehåll och tillämpning av standarder. Genom vår närhet till den internationella utvecklingen och ISO får du rätt kunskap i rätt tid, direkt från källan. Med vår kunskap om standarders möjligheter hjälper vi våra kunder att skapa verklig nytta och lönsamhet i sina verksamheter.

**Vill du veta mer om SIS eller hur standarder kan effektivisera din verksamhet är du välkommen in på [www.sis.se](http://www.sis.se) eller ta kontakt med oss på tel 08-555 523 00.**



# Standards make the world go round

*SIS (Swedish Standards Institute) is an independent non-profit organisation with members from both the private and public sectors. We are part of the European and global network that draws up international standards. Standards consist of documented knowledge developed by prominent actors within the industry, business world and society. They promote cross-border trade, they help to make processes and products safer and they streamline your organisation.*

## Take part and have influence

As a member of SIS you will have the possibility to participate in standardization activities on national, European and global level. The membership in SIS will give you the opportunity to influence future standards and gain access to early stage information about developments within your field.

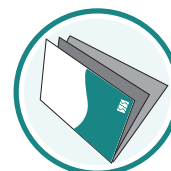
## Get to know the finished work

We offer our customers everything in connection with standards and their application. You can purchase all the publications you need from us - everything from individual standards, technical reports and standard packages through to manuals and online services. Our web service e-nav gives you access to an easy-to-navigate library where all standards that are relevant to your company are available. Standards and manuals are sources of knowledge. We sell them.

## Increase understanding and improve perception

With SIS you can undergo either shared or in-house training in the content and application of standards. Thanks to our proximity to international development and ISO you receive the right knowledge at the right time, direct from the source. With our knowledge about the potential of standards, we assist our customers in creating tangible benefit and profitability in their organisations.

**If you want to know more about SIS, or how standards can streamline your organisation, please visit [www.sis.se](http://www.sis.se) or contact us on phone +46 (0)8-555 523 00**



Denna tekniska rapport är inte en svensk standard. Detta dokument innehåller den engelska språkversionen av SIS-CEN/TR 15193-2:2017.

This Technical Report is not a Swedish Standard. This document contains the English version of SIS-CEN/TR 15193-2:2017

© Copyright/Upphovsrätten till denna produkt tillhör SIS, Swedish Standards Institute, Stockholm, Sverige. Användningen av denna produkt regleras av slutanvändarlicensen som återfinns i denna produkt, se standardens sista sidor.

© Copyright SIS, Swedish Standards Institute, Stockholm, Sweden. All rights reserved. The use of this product is governed by the end-user licence for this product. You will find the licence in the end of this document.

*Uppllysningar om sakinnehållet i detta dokument lämnas av SIS, Swedish Standards Institute, telefon 08-555 520 00. Standarder kan beställas hos SIS Förlag AB som även lämnar allmänna uppllysningar om nationell och internationell standard.*

*Information about the content of this document is available from the SIS, Swedish Standards Institute, telephone +46 8 555 520 00. Standards may be ordered from SIS Förlag AB, who can also provide general information about national and international standards.*

Dokumentet är framtaget av kommittén för Ljus och belysning, SIS/TK 380/AG 03

Har du synpunkter på innehållet i det här dokumentet, vill du delta i ett kommande revideringsarbete eller vara med och ta fram standarder inom området? Gå in på [www.sis.se](http://www.sis.se) - där hittar du mer information.



TECHNICAL REPORT

**CEN/TR 15193-2**

RAPPORT TECHNIQUE

TECHNISCHER BERICHT

March 2017

---

ICS 91.120.10; 91.140.99; 91.160.01

English Version

**Energy performance of buildings - Energy requirements  
for lighting - Part 2: Explanation and justification of EN  
15193-1, Module M9**

Performance énergétique des bâtiments - Exigences  
énergétiques pour l'éclairage - Partie 2: Explication et  
justification de l'EN 15193-1, Module M9

Energetische Bewertung von Gebäuden - Energetische  
Anforderungen an die Beleuchtung - Teil 2:  
Technischer Bericht zu EN 15193-1

This Technical Report was approved by CEN on 27 February 2017. It has been drawn up by the Technical Committee CEN/TC 169.

CEN members are the national standards bodies of Austria, Belgium, Bulgaria, Croatia, Cyprus, Czech Republic, Denmark, Estonia, Finland, Former Yugoslav Republic of Macedonia, France, Germany, Greece, Hungary, Iceland, Ireland, Italy, Latvia, Lithuania, Luxembourg, Malta, Netherlands, Norway, Poland, Portugal, Romania, Serbia, Slovakia, Slovenia, Spain, Sweden, Switzerland, Turkey and United Kingdom.



EUROPEAN COMMITTEE FOR STANDARDIZATION  
COMITÉ EUROPÉEN DE NORMALISATION  
EUROPÄISCHES KOMITEE FÜR NORMUNG

**CEN-CENELEC Management Centre: Avenue Marnix 17, B-1000 Brussels**

<b>Contents</b>		Page
European foreword.....		9
Introduction .....		11
1	Scope.....	14
2	Normative references.....	14
3	Terms and definitions .....	14
4	Symbols and abbreviations .....	15
4.1	Symbols.....	15
4.2	Subscripts.....	20
4.3	Abbreviations .....	20
5	Brief description of the method(s) and routing.....	20
5.1	General.....	20
5.2	Selection criteria .....	22
6	<b>Method 1 – Calculation of the energy required for lighting</b> .....	<b>22</b>
6.1	Rationale .....	22
6.2	Time steps.....	22
6.3	Assumptions.....	23
6.4	Data input .....	23
6.4.1	General.....	23
6.4.2	New or refurbished building lighting system data .....	24
6.4.3	Existing building lighting system data .....	24
6.4.4	Lighting system product data .....	24
6.4.5	Lighting system dependency factors data.....	25
6.5	Operating conditions .....	25
6.6	Calculation information.....	25
6.7	Expenditure factors for lighting systems .....	26
6.7.1	Energy need and energy use for lighting.....	27
6.7.2	Expenditure factor for lighting.....	28
6.7.3	Application of expenditure factors .....	37
6.7.4	Approach to expenditure factors for lighting systems .....	47
6.7.5	Expenditure factors for lighting systems calculation .....	48
7	<b>Method 2 – Quick calculation of the energy required for lighting</b> .....	<b>48</b>
7.1	Rationale .....	48
7.2	Time steps.....	48
7.3	Assumptions.....	48
7.4	Data input .....	49
7.5	Simplified input .....	49
7.6	Calculation information.....	49
7.6.1	General.....	49
7.6.2	Calculation of installed power for illumination.....	49
7.6.3	Calculation of installed power for standby system.....	50
7.6.4	Occupancy dependency factor ( $F_o$ ).....	50
7.6.5	Daylight supply dependency factor ( $F_b$ ) calculation .....	50
7.6.6	Constant illuminance dependency factor ( $F_c$ ) .....	52
7.7	Expenditure factors for lighting systems .....	53

<b>8</b>	<b>Method 3 – Metered energy used for lighting.....</b>	<b>53</b>
8.1	Rationale.....	53
8.2	Time steps.....	53
8.3	Assumptions.....	54
8.4	Data input.....	54
8.5	Simplified input.....	54
8.6	Calculation information.....	54
8.6.1	General.....	54
8.6.2	Calculation procedure of annual energy.....	56
8.7	Expenditure factors for lighting systems.....	56
<b>9</b>	<b>Quality control.....</b>	<b>56</b>
9.1	Method 1.....	56
9.2	Method 2.....	56
9.3	Method 3.....	56
<b>10</b>	<b>Compliance Check</b>	<b>57</b>
<b>11</b>	<b>Worked out examples.....</b>	<b>57</b>
11.1	Method 1.....	57
11.1.1	Example 1.....	57
11.1.2	Example 2.....	58
11.2	Method 2.....	59
11.2.1	Example 1.....	59
11.2.2	Example 2.....	59
11.3	Method 3.....	59
11.3.1	Example 1.....	59
<b>12</b>	<b>Application range.....</b>	<b>60</b>
12.1	General.....	60
12.2	Energy performance.....	60
12.3	Energy certificate.....	60
12.4	Inspection.....	60
12.4.1	General.....	60
12.4.2	Method 1.....	60
12.4.3	Method 2.....	60
12.4.4	Method 3.....	60
<b>13</b>	<b>Regulation use.....</b>	<b>61</b>
<b>14</b>	<b>Information on the accompanying spreadsheet.....</b>	<b>61</b>
<b>15</b>	<b>Results of the validation tests.....</b>	<b>61</b>
<b>Annex A (informative) Input and method selection data sheet – Template.....</b>		<b>62</b>
A.1	General.....	62
A.2	System design data.....	62
<b>Annex B (informative) Input and selection data sheet - Default choices.....</b>		<b>63</b>
B.1	General.....	63
B.2	Method 1.....	63
B.3	Method 2.....	63
B.4	Method 3.....	63
<b>Annex C (informative) Simplified Method for Installed Power Estimation.....</b>		<b>64</b>

**SIS-CEN/TR 15193-2:2017 (E)**

<b>C.1</b>	<b>Installed power assessment for tertiary buildings</b> .....	<b>64</b>
<b>C.1.1</b>	<b>General</b> .....	<b>64</b>
<b>C.1.2</b>	<b>Estimation of the installed power for illumination</b> .....	<b>64</b>
<b>C.1.3</b>	<b>Evaluation of <math>P_{j,lx}</math></b> .....	<b>65</b>
<b>C.1.4</b>	<b>Evaluation of <math>F_{MF}</math></b> .....	<b>66</b>
<b>C.1.4.1</b>	<b>General</b> .....	<b>66</b>
<b>C.1.4.2</b>	<b>Lamp Lumen (Luminous Flux) Maintenance Factor (LLMF)</b> .....	<b>66</b>
<b>C.1.4.3</b>	<b>Lamp Survival Factor (LSF)</b> .....	<b>66</b>
<b>C.1.4.3.1</b>	<b>LED Maintenance Factor</b> .....	<b>67</b>
<b>C.1.4.4</b>	<b>Luminaire Maintenance Factor (LMF)</b> .....	<b>68</b>
<b>C.1.4.5</b>	<b>Room Surface Maintenance Factor (RSMF)</b> .....	<b>69</b>
<b>C.1.5</b>	<b>Evaluation of <math>F_{CA}</math></b> .....	<b>77</b>
<b>C.1.6</b>	<b>Evaluation of <math>F_L</math></b> .....	<b>77</b>
<b>C.2</b>	<b>Installed power assessment for domestic buildings</b> .....	<b>78</b>
<b>C.2.1</b>	<b>General</b> .....	<b>78</b>
<b>C.2.2</b>	<b>Estimation of the installed power for illumination</b> .....	<b>78</b>
<b>Annex D (informative) Assessment of the installed power for lighting systems in existing buildings</b> .....		<b>79</b>
<b>Annex E (informative) Occupancy estimation</b> .....		<b>80</b>
<b>Annex F (informative) Daylight availability</b> .....		<b>82</b>
<b>F.1</b>	<b>General</b> .....	<b>82</b>
<b>F.2</b>	<b>Building segmentation: Spaces benefiting from daylight</b> .....	<b>82</b>
<b>F.3</b>	<b>Daylight supply factor for vertical facades</b> .....	<b>87</b>
<b>F.3.1</b>	<b>General</b> .....	<b>87</b>
<b>F.3.2</b>	<b>Daylight factor classification</b> .....	<b>92</b>
<b>F.3.3</b>	<b>Daylight supply factor</b> .....	<b>96</b>
<b>F.3.4</b>	<b>Example</b> .....	<b>101</b>
<b>F.4</b>	<b>Daylight supply factor for rooflights</b> .....	<b>104</b>
<b>F.4.1</b>	<b>General</b> .....	<b>104</b>
<b>F.4.2</b>	<b>Daylight availability factor</b> .....	<b>104</b>
<b>F.4.3</b>	<b>Daylight supply factor</b> .....	<b>105</b>
<b>F.4.4</b>	<b>Example</b> .....	<b>117</b>
<b>F.5</b>	<b>Daylight Responsive Control Systems</b> .....	<b>121</b>
<b>F.6</b>	<b>Monthly evaluation method</b> .....	<b>122</b>
<b>F.7</b>	<b>Determination of daytime and night time hours</b> .....	<b>124</b>
<b>F.8</b>	<b>Comprehensive calculation</b> .....	<b>124</b>
<b>F.9</b>	<b>Light pipes</b> .....	<b>124</b>



<b>F.10</b>	<b>References.....</b>	<b>125</b>
	<b>Annex G (informative) Constant illuminance .....</b>	<b>126</b>
<b>G.1</b>	<b>Introduction .....</b>	<b>126</b>
<b>G.2</b>	<b>Constant illuminance factor (<math>F_c</math>) .....</b>	<b>126</b>
<b>G.3</b>	<b>Constant lumen output system (CLO).....</b>	<b>127</b>
	<b>Annex H (informative) Standby system energy requirements .....</b>	<b>128</b>
<b>H.1</b>	<b>Emergency lighting luminaire standby charging power (<math>P_{ei}</math>).....</b>	<b>128</b>
<b>H.2</b>	<b>Lighting controls standby power (<math>P_{ci}</math>).....</b>	<b>128</b>
	<b>Annex I (informative) Calculation Flowchart.....</b>	<b>129</b>
	<b>Annex J (informative) Calculation examples .....</b>	<b>131</b>
<b>J.1</b>	<b>Method 1 .....</b>	<b>131</b>
<b>J.1.1</b>	<b>Example 1 — New design manufacturing building.....</b>	<b>131</b>
<b>J.1.1.1</b>	<b>Site details.....</b>	<b>131</b>
<b>J.1.1.2</b>	<b>Entrance details .....</b>	<b>132</b>
<b>J.1.1.3</b>	<b>Toilet details.....</b>	<b>136</b>
<b>J.1.1.4</b>	<b>Office details.....</b>	<b>138</b>
<b>J.1.1.5</b>	<b>Factory details .....</b>	<b>143</b>
<b>J.1.1.6</b>	<b>Manufacturing building energy requirement .....</b>	<b>147</b>
<b>J.1.2</b>	<b>Example 2 - New design residential bungalow.....</b>	<b>148</b>
<b>J.1.2.1</b>	<b>Site details.....</b>	<b>148</b>
<b>J.1.2.2</b>	<b>Living room.....</b>	<b>148</b>
<b>J.1.2.3</b>	<b>Dining room.....</b>	<b>149</b>
<b>J.1.2.4</b>	<b>Kitchen.....</b>	<b>149</b>
<b>J.1.2.5</b>	<b>Bathroom.....</b>	<b>149</b>
<b>J.1.2.6</b>	<b>Bedroom1.....</b>	<b>150</b>
<b>J.1.2.7</b>	<b>Bedroom2.....</b>	<b>150</b>
<b>J.1.2.8</b>	<b>Hall.....</b>	<b>150</b>
<b>J.1.2.9</b>	<b>Building energy requirement.....</b>	<b>150</b>
<b>J.2</b>	<b>Method 2 .....</b>	<b>151</b>
<b>J.2.1</b>	<b>Example 1 - New design manufacturing building.....</b>	<b>151</b>
<b>J.2.1.1</b>	<b>Site details.....</b>	<b>151</b>
<b>J.2.1.2</b>	<b>Entrance details .....</b>	<b>151</b>
<b>J.2.1.3</b>	<b>Toilet details.....</b>	<b>153</b>
<b>J.2.1.4</b>	<b>Office details.....</b>	<b>154</b>
<b>J.2.1.5</b>	<b>Factory details .....</b>	<b>155</b>
<b>J.2.1.6</b>	<b>Manufacturing building energy requirement .....</b>	<b>157</b>

**SIS-CEN/TR 15193-2:2017 (E)**

<b>J.2.2</b>	<b>Example 2 – New design residential bungalow .....</b>	<b>157</b>
J.2.2.1	Site details.....	157
J.2.2.2	Living room .....	158
J.2.2.3	Dining room .....	158
J.2.2.4	Kitchen.....	158
J.2.2.5	Bathroom .....	158
J.2.2.6	Bedroom1 .....	158
J.2.2.7	Bedroom2 .....	158
J.2.2.8	Hall .....	158
J.2.2.9	Building energy requirement .....	158
<b>J.3</b>	<b>Method 3.....</b>	<b>159</b>
J.3.1	Example 1 – Existing manufacturing building .....	159
J.3.1.1	Site details.....	159
J.3.1.2	Annual meter readings.....	159
J.3.1.3	Building LENI .....	159
	<b>Annex K (informative) Lighting controls.....</b>	<b>160</b>
<b>K.1</b>	<b>Introduction .....</b>	<b>160</b>
<b>K.2</b>	<b>Manual controls .....</b>	<b>160</b>
K.2.1	General.....	160
K.2.2	On/Off control .....	160
K.2.3	On/Off Dimming control.....	161
<b>K.3</b>	<b>Automatic controls .....</b>	<b>161</b>
K.3.1	General.....	161
K.3.2	Timed on/off control .....	161
K.3.3	Sensor activated control.....	161
K.3.4	Occupancy sensor.....	161
K.3.4.1	Absence detection.....	162
K.3.4.2	Presence detection .....	162
K.3.5	Light level sensor .....	162
K.3.5.1	Daylight harvesting .....	162
K.3.5.2	Constant illuminance .....	162
K.3.5.3	Combined sensor.....	163
<b>K.4</b>	<b>Lighting control systems .....</b>	<b>163</b>
K.4.1	General.....	163
K.4.2	Standalone (self-contained) lighting control system.....	163
K.4.3	Linked lighting control system.....	163

<b>K.4.4</b>	<b>Integrated building control system.....</b>	<b>163</b>
<b>K.4.5</b>	<b>Algorithmic lighting.....</b>	<b>163</b>
<b>K.4.6</b>	<b>Lighting installations with Scene Setting.....</b>	<b>164</b>
	<b>Annex L (informative) Spread sheet and flow diagram .....</b>	<b>165</b>
	<b>Annex M (informative) Benchmark values.....</b>	<b>166</b>
	<b>Annex N (informative) Domestic lighting guide .....</b>	<b>169</b>
<b>N.1</b>	<b>Introduction .....</b>	<b>169</b>
<b>N.2</b>	<b>Lighting design .....</b>	<b>169</b>
<b>N.2.1</b>	<b>General .....</b>	<b>169</b>
<b>N.2.2</b>	<b>Kitchen.....</b>	<b>169</b>
<b>N.2.2.1</b>	<b>Worktop lighting.....</b>	<b>169</b>
<b>N.2.2.2</b>	<b>Strip lights under cabinets .....</b>	<b>170</b>
<b>N.2.2.3</b>	<b>Spot lights under cabinets .....</b>	<b>170</b>
<b>N.2.2.4</b>	<b>Extractor hood lighting.....</b>	<b>170</b>
<b>N.2.2.5</b>	<b>General and ambient lighting.....</b>	<b>170</b>
<b>N.2.2.6</b>	<b>Strip lights above cabinets .....</b>	<b>170</b>
<b>N.2.2.7</b>	<b>Ceiling lights .....</b>	<b>170</b>
<b>N.2.2.8</b>	<b>Chandeliers and pendant luminaires.....</b>	<b>170</b>
<b>N.2.2.9</b>	<b>Recessed downlights .....</b>	<b>171</b>
<b>N.2.3</b>	<b>Dining room.....</b>	<b>171</b>
<b>N.2.3.1</b>	<b>General .....</b>	<b>171</b>
<b>N.2.3.2</b>	<b>Dining table lighting .....</b>	<b>171</b>
<b>N.2.3.3</b>	<b>Pendant luminaires .....</b>	<b>171</b>
<b>N.2.3.4</b>	<b>General and ambient lighting.....</b>	<b>171</b>
<b>N.2.3.5</b>	<b>Recessed downlights .....</b>	<b>171</b>
<b>N.2.3.6</b>	<b>Wall lights.....</b>	<b>171</b>
<b>N.2.3.7</b>	<b>Cornice strip lighting.....</b>	<b>171</b>
<b>N.2.4</b>	<b>Living room.....</b>	<b>172</b>
<b>N.2.4.1</b>	<b>General .....</b>	<b>172</b>
<b>N.2.4.2</b>	<b>Reading lights.....</b>	<b>172</b>
<b>N.2.4.3</b>	<b>General and ambient lighting.....</b>	<b>172</b>
<b>N.2.5</b>	<b>Bathroom and toilets.....</b>	<b>173</b>
<b>N.2.5.1</b>	<b>General .....</b>	<b>173</b>
<b>N.2.5.2</b>	<b>Mirror lighting.....</b>	<b>173</b>
<b>N.2.5.3</b>	<b>General lighting.....</b>	<b>173</b>
<b>N.2.5.4</b>	<b>Toilet lighting.....</b>	<b>173</b>

**SIS-CEN/TR 15193-2:2017 (E)**

<b>N.2.6 Bedroom</b> .....	<b>173</b>
<b>N.2.6.1 General</b> .....	<b>173</b>
<b>N.2.6.2 Task lighting</b> .....	<b>174</b>
<b>N.2.6.3 Bedside luminaires</b> .....	<b>174</b>
<b>N.2.6.4 Desk luminaires</b> .....	<b>174</b>
<b>N.2.6.5 General and ambient lighting</b> .....	<b>174</b>
<b>N.2.7 Entrance hall, corridors and stairs</b> .....	<b>174</b>
<b>N.2.8 Storeroom, cellar and laundry room</b> .....	<b>174</b>
<b>N.3 Considerations about daylight</b> .....	<b>175</b>
<b>N.3.1 Key parameters</b> .....	<b>175</b>
<b>N.3.2 Access to daylight</b> .....	<b>175</b>
<b>N.3.3 The quantity of daylight entering the premises</b> .....	<b>175</b>
<b>N.3.4 Visual contact with the outdoors</b> .....	<b>176</b>
<b>N.3.5 Quality of the view</b> .....	<b>176</b>
<b>N.3.6 Presence of a daylight management system</b> .....	<b>177</b>
<b>N.3.7 Presence of a control system for the daylight management system</b> .....	<b>177</b>
<b>N.4 Targets</b> .....	<b>178</b>
<b>N.4.1 Lighting types</b> .....	<b>178</b>
<b>N.4.2 Useful areas in domestic buildings</b> .....	<b>178</b>
<b>N.4.3 Values</b> .....	<b>178</b>
<b>Annex O (informative) Lighting outside the building</b> .....	<b>180</b>
<b>O.1 General</b> .....	<b>180</b>
<b>O.2 Security lighting</b> .....	<b>180</b>
<b>O.3 Pathway and amenity areas lighting</b> .....	<b>180</b>
<b>O.4 Architectural floodlighting</b> .....	<b>180</b>
<b>O.5 Lighting of outdoor workplaces</b> .....	<b>180</b>
<b>Annex P (informative) Method for estimating energy for lighting hourly</b> .....	<b>181</b>
<b>P.1 General</b> .....	<b>181</b>
<b>P.2 Assumptions</b> .....	<b>181</b>
<b>P.3 Data input</b> .....	<b>181</b>
<b>P.4 Calculations</b> .....	<b>181</b>
<b>P.5 Energy required</b> .....	<b>181</b>
<b>P.6 Worked example of hourly energy for lighting</b> .....	<b>182</b>
<b>Bibliography</b> .....	<b>184</b>

## European foreword

This document (CEN/TR 15193-2:2017) has been prepared by Technical Committee CEN/TC 169 "Light and lighting", the secretariat of which is held by DIN.

Attention is drawn to the possibility that some of the elements of this document may be the subject of patent rights. CEN shall not be held responsible for identifying any or all such patent rights.

This document has been prepared under a mandate given to CEN by the European Commission and the European Free Trade Association.

This document has been prepared by the Working Group CEN/TC169/WG 9 "Energy performance of buildings".

EN 15193 consists of the following parts, under the general title "Energy performance of buildings — Energy requirements for lighting"

- Part 1: Specifications, Module M9
- Part 2: (Technical Report) Explanation and justification of EN 15193-1, Module M9

Directive 2010/31/EU recasting the Directive 2002/91/EC on energy performance of buildings (EPBD, [EF4] [4]) promotes the improvement of the energy performance of buildings within the European Union, taking into account all types of energy uses (heating, lighting, cooling, air conditioning, ventilation) and outdoor climatic and local conditions, as well as indoor climate requirements and cost effectiveness (Article 1).

The directive requires Member States to adopt measures and tools to achieve the prudent and rational use of energy resources. In order to achieve those goals, the EPBD requires increasing energy efficiency and the enhanced use of renewable energies in both new and existing buildings. One tool for this is the application by Member States of minimum requirements on the energy performance of new buildings and for existing buildings that are subject to major renovation, as well as for minimum performance requirements for the building envelope if energy-relevant parts are replaced or retrofitted. Other tools are energy certification of buildings, inspection of boilers and air-conditioning systems.

The use of European Standards increases the accessibility, transparency and objectivity of the energy performance assessment in the Member States facilitating the comparison of best practices and supporting the internal market for construction products. The use of EPB-standards for calculating energy performance, as well as for energy performance certification and the inspection of heating systems and boilers, ventilation and air-conditioning systems will reduce costs compared to developing different standards at national level.

The first mandate to CEN to develop a set of CEN EPBD standards (M 343, [EF1] [1]), to support the first edition of the EPBD ([EF2] [2]) resulted in the successful publication of all EPBD related CEN standards in 2007-2008.

The mandate M 480 was issued to review the mandate M 343 as the recast of the EPBD raised the need to revisit the standards and reformulate and add standards so that they become on the one hand unambiguous and compatible, and on the other hand a clear and explicit overview of the choices, boundary conditions and input data that need to be defined at national or regional level. Such national

## **SIS-CEN/TR 15193-2:2017 (E)**

or regional choices remain necessary, due to differences in climate, culture and building tradition, policy and legal frameworks. Consequently, the set of CEN-EPBD standards published in 2007-2008 had to be improved and expanded on the basis of the recast of the EPBD.

The EPB standards are flexible enough to allow for necessary national and regional differentiation and facilitate Member States implementation and the setting of requirements by the Member States.

Further target groups are users of the voluntary common European Union certification scheme for the energy performance of non-residential buildings (EPBD art.11.9) and any other regional (e.g. Pan European) parties wanting to motivate their assumptions by classifying the building energy performance for a dedicated building stock.

## Introduction

### The set of EPB standards, technical reports and supporting tools

In order to facilitate the necessary overall consistency and coherence, in terminology, approach, input/output relations and formats, for the whole set of EPB-standards, the following documents and tools are available:

- a) a document with basic principles to be followed in drafting EPB-standards: CEN/TS 16628:2014, Energy Performance of Buildings - Basic Principles for the set of EPB standards [5];
- b) a document with detailed technical rules to be followed in drafting EPB-standards; CEN/TS 16629:2014, Energy Performance of Buildings - Detailed Technical Rules for the set of EPB-standards [6];
  - 1) a common template for each EPB-standard, including specific drafting instructions for the relevant clauses;
  - 2) a common template for each technical report that accompanies an EPB standard or a cluster of EPB standards, including specific drafting instructions for the relevant clauses;
  - 3) a common template for the spreadsheet that accompanies each EPB standard, to demonstrate the correctness of the EPB calculation procedures.

Each EPB-standards follows the basic principles and the detailed technical rules and relates to the overarching EPB-standard, EN ISO 52000-1:2017.

One of the main purposes of the revision of the EPB-standards is to enable that laws and regulations directly refer to the EPB-standards and make compliance with them compulsory. This requires that the set of EPB-standards consists of a systematic, clear, comprehensive and unambiguous set of energy performance procedures. The number of options provided is kept as low as possible, taking into account national and regional differences in climate, culture and building tradition, policy and legal frameworks (subsidiarity principle). For each option, an informative default option is provided (Annex B).

### Rationale behind the EPB technical reports

There is a risk that the purpose and limitations of the EPB standards will be misunderstood, unless the background and context to their contents – and the thinking behind them – is explained in some detail to readers of the standards. Consequently, various types of informative contents are recorded and made available for users to properly understand, apply and nationally or regionally implement the EPB standards.

If this explanation would have been attempted in the standards themselves, the result is likely to be confusing and cumbersome, especially if the standards are implemented or referenced in national or regional building codes.

Therefore each EPB standard is accompanied by an informative technical report, like this one, where all informative content is collected, to ensure a clear separation between normative and informative contents (see CEN/TS 16629 [6]):

- to avoid flooding and confusing the actual normative part with informative content,
- to reduce the page count of the actual standard, and

**SIS-CEN/TR 15193-2:2017 (E)**

— to facilitate understanding of the set of EPB standards.

This was also one of the main recommendations from the European CENSE project [8] that laid the foundation for the preparation of the set of EPB standards.

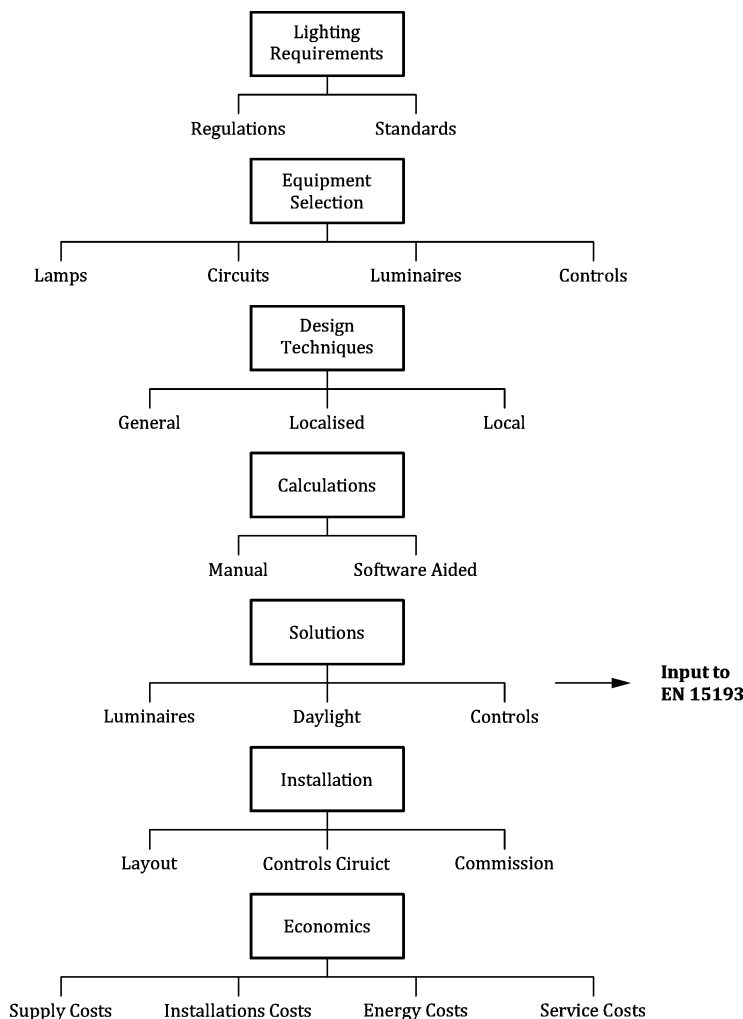
**This Technical Report**

This Technical Report accompanies the standard EN 15193-1:2017 on energy requirements for lighting in buildings. The role and the positioning of the accompanied standard in the set of EPB standards is defined in the Introduction to the standard.

All buildings occupied by humans require lighting indoors so that people have satisfactory visibility to move around and be able to participate in activities and carry out visual tasks. The lighting conditions required vary for different buildings, activities and visual tasks and these are well defined in the CEN lighting application standards EN 12464-1 for indoor work places, EN 12193 for sports facilities and EN 1838 for emergency lighting. As yet there are no CEN standards for lighting of domestic buildings but this document gives some guidance on requirements and solutions in Annex N.

It is very important that all occupied buildings or places have the right lighting conditions and that this lighting is provided by energy efficient solutions. Such solutions can be achieved with electric light or daylight or a combination of the two and are managed by appropriate lighting controls. The correct lighting solution for all buildings or places is established by comprehensive lighting design process. As yet there are no standards defining the lighting design process and the lighting design process is not part of this document. However, this Technical Report provides a general overview of the processes involved in interior lighting design as illustrated in Figure 1. Making comprehensive lighting design for new or refurbished buildings can yield effective and energy efficient lighting solutions that fulfil all the lighting criteria specified in the appropriate lighting application standards.





**Figure 1 — General overview of the comprehensive lighting design process**

The lighting design will include lighting controls that maybe passive (operated manually) or active (automatically controlled) or a combination of the two systems. The lighting controls can be an integral part of the lighting system and the power required for operation is included in the estimation of the energy requirements for lighting. However, the lighting control can be independent of the lighting system and the power needed for these is not included in the estimation of the energy required for lighting.

There might be requirements to provide lighting outside the building such as pathway lights to assist visibility for safe movement and security lighting around the perimeter for the protection of the buildings, and lighting of outdoor workplaces see EN 12464-2:2014. Floodlighting to beautify the façade or entrance at night can also be added. These lighting systems are described in Annex O. The energy for these outdoor lighting systems can be supplied from the building but they are not included in the calculation of the energy requirements for lighting in the building.

**Accompanying spreadsheet(s)**

Concerning the accompanied standard EN 15193-1:2017 a spreadsheet was produced. In this Technical Report, examples of the calculations are included.

## SIS-CEN/TR 15193-2:2017 (E)

### 1 Scope

This Technical Report is accompanying the lighting standard EN 15193-1:2017 and gives information to support the correct understanding, use and national implementation of this lighting standard.

This document provides:

- commentary to clauses of the standard;
- explanation on the procedures and gives background information;
- justification of the choices that have been made;
- description of the processes;
- spreadsheet of the calculation process;
- 
- advice on lighting control systems; and
- guidance on the lighting design for domestic buildings.

This document discusses but does not formally detail the lighting design process.

### 2 Normative references

The following documents, in whole or in part, are normatively referenced in this document and are indispensable for its application. For dated references, only the edition cited applies. For undated references, the latest edition of the referenced document (including any amendments) applies.

EN 12665, *Light and lighting - Basic terms and criteria for specifying lighting requirements*

EN 15193-1:2017, *Energy performance of buildings - Energy requirements for lighting - Part 1: Specifications, Module M9*

EN ISO 52000-1:2017, *Energy performance of buildings — Overarching EPB assessment — Part 1: General framework and procedures (ISO 52000-1:2017)*

### 3 Terms and definitions

For the purposes of this document, the terms and definitions given in EN ISO 52000-1:2017, EN 15193-1:2017, EN 12665 and the following apply.

#### 3.1

##### **circuit**

electrical network composed of components connected by conductive wires through which electric current can flow and perform various operations

#### 3.2

##### **general lighting**

substantially uniform lighting of an area without provision for special local requirements

**3.3**

**localized lighting**

lighting designed to illuminate an area with a higher illuminance at certain specified positions, for instance those at which work is carried out

**3.4**

**local lighting**

lighting for a specific visual task, additional to and controlled separately from the general lighting

**3.5**

**useful area**

**A**

area of the building normally occupied or used and is being considered (unit: m<sup>2</sup>)

**4 Symbols and abbreviations**

**Symbols**

For the purposes of this document, the symbols given in EN ISO 52000-1:2017, EN 15193-1:2017 and the specific symbols listed in Table 1 apply.

**Table 1 — Symbols and units**

$A_{Ca}$	Area of the raw building carcass opening of the area under consideration	m <sup>2</sup>
$A_D$	Partial area which is lit by daylight	m <sup>2</sup>
$a_D$	Depth of the daylight area	m
$a_{D,max}$	Maximum depth of the daylight area	m
$A_{Dj}$	Area receiving daylight	m <sup>2</sup>
$A_{FS}$	Glazed area of a dome or strip skylight	m <sup>2</sup>
$a_{In,At}$	Depth of the courtyard or atrium	m
$A_{ND}$	The area not lit by daylight	m <sup>2</sup>
$A_{NDj}$	Area not receiving daylight	m <sup>2</sup>
$A_{Rb}$	Glazed area of a shed rooflight	m <sup>2</sup>
$A_S$	Sum of task areas within the room	m <sup>2</sup>
$b_D$	Width of the daylight area	m
$b_{In,At}$	Width of the courtyard or atrium	m
$C_{we}$	Factor for reduction to take account of weekends	-
$D$	Daylight factor	%
$D_a$	External daylight factor	%
$D_{AC,j}$	Daylight factor for raw carcass opening	%
$D_{CA}$	Daylight factor from carcass opening	%
$D_{class}$	Classification of daylight availability	-
$\bar{D}_{SA}$	Mean daylight factor with rooflight, shading activated	%
$\bar{D}_{SNA}$	Mean daylight factor with rooflight, shading not activated	%