

Teknisk specifikation

SIS-ISO/TS 15066:2016

Publicerad/Published: 2016-02-15
Utgåva/Edition: 1
Språk/Language: engelska/English
ICS: 25.040.30

Robotar och robotutrustning – Samverkande robotar (ISO/TS 15066:2016, IDT)

Robots and robotic devices – Collaborative robots (ISO/TS 15066:2016, IDT)

This preview is downloaded from www.sis.se. Buy the entire standard via <https://www.sis.se/std-8018834>

Standarder får världen att fungera

SIS (Swedish Standards Institute) är en fristående ideell förening med medlemmar från både privat och offentlig sektor. Vi är en del av det europeiska och globala nätverk som utarbetar internationella standarder. Standarder är dokumenterad kunskap utvecklad av framstående aktörer inom industri, näringsliv och samhälle och befrämjar handel över gränser, bidrar till att processer och produkter blir säkrare samt effektiviserar din verksamhet.

Delta och påverka

Som medlem i SIS har du möjlighet att påverka framtida standarder inom ditt område på nationell, europeisk och global nivå. Du får samtidigt tillgång till tidig information om utvecklingen inom din bransch.

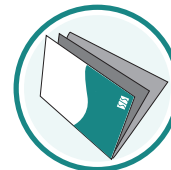

Ta del av det färdiga arbetet

Vi erbjuder våra kunder allt som rör standarder och deras tillämpning. Hos oss kan du köpa alla publikationer du behöver – allt från enskilda standarder, tekniska rapporter och standardpaket till handböcker och onlinetjänster. Genom vår webbtjänst e-nav får du tillgång till ett lättnavigerat bibliotek där alla standarder som är aktuella för ditt företag finns tillgängliga. Standarder och handböcker är källor till kunskap. Vi säljer dem.

Utveckla din kompetens och lyckas bättre i ditt arbete

Hos SIS kan du gå öppna eller företagsinterna utbildningar kring innehåll och tillämpning av standarder. Genom vår närhet till den internationella utvecklingen och ISO får du rätt kunskap i rätt tid, direkt från källan. Med vår kunskap om standarders möjligheter hjälper vi våra kunder att skapa verklig nytta och lönsamhet i sina verksamheter.

Vill du veta mer om SIS eller hur standarder kan effektivisera din verksamhet är du välkommen in på www.sis.se eller ta kontakt med oss på tel 08-555 523 00.



Standards make the world go round

SIS (Swedish Standards Institute) is an independent non-profit organisation with members from both the private and public sectors. We are part of the European and global network that draws up international standards. Standards consist of documented knowledge developed by prominent actors within the industry, business world and society. They promote cross-border trade, they help to make processes and products safer and they streamline your organisation.

Take part and have influence

As a member of SIS you will have the possibility to participate in standardization activities on national, European and global level. The membership in SIS will give you the opportunity to influence future standards and gain access to early stage information about developments within your field.

Get to know the finished work

We offer our customers everything in connection with standards and their application. You can purchase all the publications you need from us - everything from individual standards, technical reports and standard packages through to manuals and online services. Our web service e-nav gives you access to an easy-to-navigate library where all standards that are relevant to your company are available. Standards and manuals are sources of knowledge. We sell them.

Increase understanding and improve perception

With SIS you can undergo either shared or in-house training in the content and application of standards. Thanks to our proximity to international development and ISO you receive the right knowledge at the right time, direct from the source. With our knowledge about the potential of standards, we assist our customers in creating tangible benefit and profitability in their organisations.

If you want to know more about SIS, or how standards can streamline your organisation, please visit www.sis.se or contact us on phone +46 (0)8-555 523 00



Denna tekniska specifikation är inte en svensk standard. Detta dokument innehåller den engelska språkversionen av ISO/TS 15066:2016.

This Technical Specification is not a Swedish Standard. This document contains the English version of ISO/TS 15066:2016

© Copyright/Upphovsrätten till denna produkt tillhör SIS, Swedish Standards Institute, Stockholm, Sverige. Användningen av denna produkt regleras av slutanvändarlicensen som återfinns i denna produkt, se standardens sista sidor.

© Copyright SIS, Swedish Standards Institute, Stockholm, Sweden. All rights reserved. The use of this product is governed by the end-user licence for this product. You will find the licence in the end of this document.

Uppllysningar om sakinnehållet i detta dokument lämnas av SIS, Swedish Standards Institute, telefon 08-555 520 00. Standarder kan beställas hos SIS Förlag AB som även lämnar allmänna uppllysningar om nationell och internationell standard.

Information about the content of this document is available from the SIS, Swedish Standards Institute, telephone +46 8 555 520 00. Standards may be ordered from SIS Förlag AB, who can also provide general information about national and international standards.

Dokumentet är framtaget av kommittén för Robotar och robotutrustning, SIS/TK 278.

Har du synpunkter på innehållet i det här dokumentet, vill du delta i ett kommande revideringsarbete eller vara med och ta fram standarder inom området? Gå in på www.sis.se - där hittar du mer information.

Contents	Page
Foreword	iv
Introduction	v
1 Scope	1
2 Normative references	1
3 Terms and definitions	1
4 Collaborative industrial robot system design	2
4.1 General	2
4.2 Collaborative application design	3
4.3 Hazard identification and risk assessment	4
4.3.1 General	4
4.3.2 Hazard identification	4
4.3.3 Task identification	5
4.3.4 Hazard elimination and risk reduction	5
5 Requirements for collaborative robot system applications	6
5.1 General	6
5.2 Safety-related control system performance	6
5.3 Design of the collaborative workspace	6
5.4 Design of the collaborative robot operation	6
5.4.1 General	6
5.4.2 Protective measures	6
5.4.3 Stopping functions	6
5.4.4 Transitions between non-collaborative operation and collaborative operation	7
5.4.5 Enabling device requirements	7
5.5 Collaborative operations	7
5.5.1 General	7
5.5.2 Safety-rated monitored stop	8
5.5.3 Hand guiding	9
5.5.4 Speed and separation monitoring	10
5.5.5 Power and force limiting	15
6 Verification and validation	19
7 Information for use	19
7.1 General	19
7.2 Information specific to collaborative robot operations	19
7.3 Description of the collaborative robot system	19
7.4 Description of the workplace application	19
7.5 Description of the work task	20
7.6 Information specific to power and force limiting applications	20
Annex A (informative) Limits for quasi-static and transient contact	21
Bibliography	33

Foreword

ISO (the International Organization for Standardization) is a worldwide federation of national standards bodies (ISO member bodies). The work of preparing International Standards is normally carried out through ISO technical committees. Each member body interested in a subject for which a technical committee has been established has the right to be represented on that committee. International organizations, governmental and non-governmental, in liaison with ISO, also take part in the work. ISO collaborates closely with the International Electrotechnical Commission (IEC) on all matters of electrotechnical standardization.

The procedures used to develop this document and those intended for its further maintenance are described in the ISO/IEC Directives, Part 1. In particular the different approval criteria needed for the different types of ISO documents should be noted. This document was drafted in accordance with the editorial rules of the ISO/IEC Directives, Part 2 (see www.iso.org/directives).

Attention is drawn to the possibility that some of the elements of this document may be the subject of patent rights. ISO shall not be held responsible for identifying any or all such patent rights. Details of any patent rights identified during the development of the document will be in the Introduction and/or on the ISO list of patent declarations received (see www.iso.org/patents).

Any trade name used in this document is information given for the convenience of users and does not constitute an endorsement.

For an explanation on the meaning of ISO specific terms and expressions related to conformity assessment, as well as information about ISO's adherence to the World Trade Organization (WTO) principles in the Technical Barriers to Trade (TBT) see the following URL: www.iso.org/iso/foreword.html.

The committee responsible for this document is Technical Committee ISO/TC 299, *Robots and robotic devices*.

This Technical Specification is relevant only in conjunction with the safety requirements for collaborative industrial robot operation described in ISO 10218-1 and ISO 10218-2.

Introduction

The objective of collaborative robots is to combine the repetitive performance of robots with the individual skills and ability of people. People have an excellent capability for solving imprecise exercises; robots exhibit precision, power and endurance.

To achieve safety, robotic applications traditionally exclude operator access to the operations area while the robot is active. Therefore, a variety of operations requiring human intervention often cannot be automated using robot systems.

This Technical Specification provides guidance for collaborative robot operation where a robot system and people share the same workspace. In such operations, the integrity of the safety-related control system is of major importance, particularly when process parameters such as speed and force are being controlled.

A comprehensive risk assessment is required to assess not only the robot system itself, but also the environment in which it is placed, i.e. the workplace. When implementing applications in which people and robot systems collaborate, ergonomic advantages can also result, e.g. improvements of worker posture.

This Technical Specification supplements and supports the industrial robot safety standards ISO 10218-1 and ISO 10218-2, and provides additional guidance on the identified operational functions for collaborative robots.

The collaborative operations described in this Technical Specification are dependent upon the use of robots meeting the requirements of ISO 10218-1 and their integration meeting the requirements of ISO 10218-2.

NOTE Collaborative operation is a developing field. The values for power and force limiting stated in this Technical Specification are expected to evolve in future editions.

Robots and robotic devices — Collaborative robots

1 Scope

This Technical Specification specifies safety requirements for collaborative industrial robot systems and the work environment, and supplements the requirements and guidance on collaborative industrial robot operation given in ISO 10218-1 and ISO 10218-2.

This Technical Specification applies to industrial robot systems as described in ISO 10218-1 and ISO 10218-2. It does not apply to non-industrial robots, although the safety principles presented can be useful to other areas of robotics.

NOTE This Technical Specification does not apply to collaborative applications designed prior to its publication.

2 Normative references

The following documents, in whole or in part, are normatively referenced in this document and are indispensable for its application. For dated references, only the edition cited applies. For undated references, the latest edition of the referenced document (including any amendments) applies.

ISO 10218-1:2011, *Robots and robotic devices — Safety requirements for industrial robots — Part 1: Robots*

ISO 10218-2:2011, *Robots and robotic devices — Safety requirements for industrial robots — Part 2: Robot systems and integration*

ISO 12100, *Safety of machinery — General principles for design — Risk assessment and risk reduction*

ISO 13850, *Safety of machinery — Emergency stop function — Principles for design*

ISO 13855, *Safety of machinery — Positioning of safeguards with respect to the approach speeds of parts of the human body*

IEC 60204-1, *Safety of machinery — Electrical equipment of machines — Part 1: General requirements*

3 Terms and definitions

For the purposes of this document, the terms and definitions given in ISO 10218-1, ISO 10218-2 and ISO 12100 and the following apply.

3.1

collaborative operation

state in which a purposely designed robot system and an operator work within a collaborative workspace

[SOURCE: ISO 10218-1:2011, 3.4, modified]

3.2

power

mechanical power

mechanical rate of doing work, or the amount of energy consumed per unit time

Note 1 to entry: Power does not pertain to the electrical power rating on an electronic device, such as a motor.

3.3 **collaborative workspace**

space within the operating space where the robot system (including the workpiece) and a human can perform tasks concurrently during production operation

Note 1 to entry: See [Figure 1](#).

[SOURCE: ISO 10218-1:2011, 3.5, modified]

3.4 **quasi-static contact**

contact between an operator and part of a robot system, where the operator body part can be clamped between a moving part of a robot system and another fixed or moving part of the robot cell

3.5 **transient contact**

contact between an operator and part of a robot system, where the operator body part is not clamped and can recoil or retract from the moving part of the robot system

3.6 **protective separation distance**

shortest permissible distance between any moving hazardous part of the robot system and any human in the collaborative workspace

Note 1 to entry: This value can be fixed or variable.

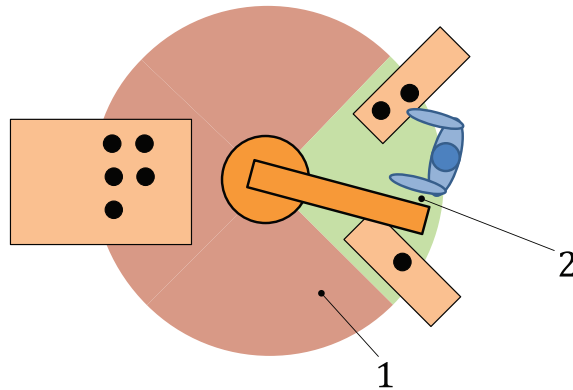
3.7 **body model**

representation of the human body consisting of individual body segments characterized by biomechanical properties

4 Collaborative industrial robot system design

4.1 General

ISO 10218-2:2011 describes safety requirements for the integration of industrial robots and robot systems, including collaborative robot systems. The operational characteristics of collaborative robot systems are significantly different from those of traditional robot system installations and other machines and equipment. In collaborative robot operations, operators can work in close proximity to the robot system while power to the robot's actuators is available, and physical contact between an operator and the robot system can occur within a collaborative workspace. See [Figure 1](#).



Key

- 1 operating space
- 2 collaborative workspace

Figure 1 — Example of a collaborative workspace

Any collaborative robot system design requires protective measures to ensure the operator’s safety at all times during collaborative robot operation. A risk assessment is necessary to identify the hazards and estimate the risks associated with a collaborative robot system application so that proper risk reduction measures can be selected.

4.2 Collaborative application design

A key process in the design of the collaborative robot system and the associated cell layout is the elimination of hazards and reduction of risks, and can include or influence the design of the working environment. The following factors shall be taken into consideration:

- a) the established limits (three dimensional) of the collaborative workspace;
- b) collaborative workspace, access and clearance:
 - 1) delineation of the restricted space and collaborative workspaces;
 - 2) influences on the collaborative workspace (e.g. material storage, work flow requirements, obstacles);
 - 3) the need for clearances around obstacles such as fixtures, equipment and building supports;
 - 4) accessibility for operators;
 - 5) the intended and reasonably foreseeable contact(s) between portions of the robot system and an operator;
 - 6) access routes (e.g. paths taken by operators, material movement to the collaborative workspace);
 - 7) hazards associated with slips, trips and falls (e.g. cable trays, cables, uneven surfaces, carts);
- c) ergonomics and human interface with equipment:
 - 1) clarity of controls;
 - 2) possible stress, fatigue, or lack of concentration arising from the collaborative operation;
 - 3) error or misuse (intentional or unintentional) by operator;
 - 4) possible reflex behaviour of operator to operation of the robot system and related equipment;
 - 5) required training level and skills of the operator;

- 6) acceptable biomechanical limits under intended operation and reasonably foreseeable misuse;
- 7) potential consequences of single or repetitive contacts;
- d) use limits:
 - 1) description of the tasks including the required training and skills of an operator;
 - 2) identification of persons (groups) with access to the collaborative robot system;
 - 3) potential intended and unintended contact situations;
 - 4) restriction of access to authorized operators only;
- e) transitions (time limits):
 - 1) starting and ending of collaborative operation;
 - 2) transitions from collaborative operations to other types of operation.

4.3 Hazard identification and risk assessment

4.3.1 General

The integrator shall conduct a risk assessment for the collaborative operation as described in ISO 10218-2:2011, 4.3. Special consideration concerning potential intended or reasonably foreseeable unintended contact situations between an operator and the robot system, as well as the expected accessibility of an operator to interact in the collaborative workspace, shall be taken into account.

The user should participate in the risk assessment and design of the workspace. The integrator is responsible for coordinating this participation and for selecting the appropriate robot system components based on the requirements of the application.

4.3.2 Hazard identification

The list of significant hazards for robot and robot systems contained in ISO 10218-2:2011, Annex A, is the result of hazard identification carried out as described in ISO 12100. Additional hazards (e.g. fumes, gases, chemicals and hot materials) can be created by the specific collaborative applications (e.g. welding, assembly, grinding, or milling). These hazards shall be addressed on an individual basis through a risk assessment for the specific collaborative application.

The hazard identification process shall consider the following as a minimum:

- a) robot related hazards, including:
 - 1) robot characteristics (e.g. load, speed, force, momentum, torque, power, geometry, surface shape and material);
 - 2) quasi-static contact conditions in the robot;
 - 3) operator location with respect to proximity of the robot (e.g. working under the robot) ;
- b) hazards related to the robot system, including:
 - 1) end-effector and workpiece hazards, including lack of ergonomic design, sharp edges, loss of workpiece, protrusions, working with tool changer;
 - 2) operator motion and location with respect to positioning of parts, orientation of structures (e.g. fixtures, building supports, walls) and location of hazards on fixtures;
 - 3) fixture design, clamp placement and operation, other related hazards;

- 4) a determination as to whether contact would be transient or quasi-static, and the parts of the operator's body that could be affected;
 - 5) the design and location of any manually controlled robot guiding device (e.g. accessibility, ergonomic, potential misuse, possible confusion from control and status indicators, etc.);
 - 6) the influence and effects of the surroundings (e.g. where a protective cover has been removed from an adjacent machine, proximity of a laser cutter);
- c) application related hazards, including:
- 1) process-specific hazards (e.g. temperature, ejected parts, welding splatters);
 - 2) limitations caused by the required use of personal protective equipment;
 - 3) deficiency in ergonomic design (e.g. resulting in loss of attention, improper operation).

4.3.3 Task identification

In consultation with the user, the integrator shall identify and document the tasks associated with the robot cell. All reasonably foreseeable task and hazard combinations shall be identified. The collaborative tasks can be characterized by:

- a) the frequency and duration of operator presence in the collaborative workspace with a moving robot system (e.g. collaborative assembly with external fixtures);
- b) the frequency and duration of contact between an operator and robot system with the drive power or application-related sources of energy active (e.g. hand guiding, physical interaction with tool or workpiece);
- c) transitioning between non-collaborative operation and collaborative operation;
- d) automatic or manual restart of robot system motion after the collaborative operation has been completed;
- e) tasks involving more than one operator;
- f) any additional tasks within the collaborative workspace.

4.3.4 Hazard elimination and risk reduction

After hazards are identified, the risks associated with the collaborative robot system shall be assessed before applying risk reduction measures. These measures are based upon these fundamental principles listed in their order of priority (see ISO 10218-2:2011, 4.1.2):

- a) the elimination of hazards by inherently safe design or their reduction by substitution;
- b) protective measures that prevent personnel from accessing a hazard or control the hazards by bringing them to a safe state (e.g. stopping, limiting forces, limiting speed) before an operator can access or be exposed to the hazards;
- c) the provision of supplementary protective measures such as information for use, training, signs, personal protective equipment, etc.

For traditional robot systems, risk reduction is typically achieved through safeguards that separate the operator from the robot system. For collaborative operation, the risk reduction is primarily addressed by the design and application of the robot system and of the collaborative workspace. Specific measures for risk reduction for collaborative operation are identified in [Clause 5](#).