

SVENSK STANDARD

SS-ISO 24508:2019

Fastställt/Approved: 2019-03-15
Utgåva/Edition: 1
Språk/Language: engelska/English
ICS: 11.180.30; 12.040; 13.180

Ergonomi – Tillgänglighet – Vägledning för design av taktila symboler och tecken (ISO 24508:2019, IDT)

Ergonomics – Accessible design – Guidelines for designing tactile symbols and characters (ISO 24508:2019, IDT)

This preview is downloaded from www.sis.se. Buy the entire standard via <https://www.sis.se/std-80010485>

Standarder får världen att fungera

SIS (Swedish Standards Institute) är en fristående ideell förening med medlemmar från både privat och offentlig sektor. Vi är en del av det europeiska och globala nätverk som utarbetar internationella standarder. Standarder är dokumenterad kunskap utvecklad av framstående aktörer inom industri, näringsliv och samhälle och befrämjar handel över gränser, bidrar till att processer och produkter blir säkrare samt effektiviserar din verksamhet.

Delta och påverka

Som medlem i SIS har du möjlighet att påverka framtida standarder inom ditt område på nationell, europeisk och global nivå. Du får samtidigt tillgång till tidig information om utvecklingen inom din bransch.

Ta del av det färdiga arbetet

Vi erbjuder våra kunder allt som rör standarder och deras tillämpning. Hos oss kan du köpa alla publikationer du behöver – allt från enskilda standarder, tekniska rapporter och standardpaket till handböcker och onlinetjänster. Genom vår webbtjänst e-nav får du tillgång till ett lättnavigerat bibliotek där alla standarder som är aktuella för ditt företag finns tillgängliga. Standarder och handböcker är källor till kunskap. Vi säljer dem.

Utveckla din kompetens och lyckas bättre i ditt arbete

Hos SIS kan du gå öppna eller företagsinterna utbildningar kring innehåll och tillämpning av standarder. Genom vår närhet till den internationella utvecklingen och ISO får du rätt kunskap i rätt tid, direkt från källan. Med vår kunskap om standarders möjligheter hjälper vi våra kunder att skapa verklig nytta och lönsamhet i sina verksamheter.

Vill du veta mer om SIS eller hur standarder kan effektivisera din verksamhet är du välkommen in på www.sis.se eller ta kontakt med oss på tel 08-555 523 00.



Standards make the world go round

SIS (Swedish Standards Institute) is an independent non-profit organisation with members from both the private and public sectors. We are part of the European and global network that draws up international standards. Standards consist of documented knowledge developed by prominent actors within the industry, business world and society. They promote cross-border trade, they help to make processes and products safer and they streamline your organisation.

Take part and have influence

As a member of SIS you will have the possibility to participate in standardization activities on national, European and global level. The membership in SIS will give you the opportunity to influence future standards and gain access to early stage information about developments within your field.

Get to know the finished work

We offer our customers everything in connection with standards and their application. You can purchase all the publications you need from us - everything from individual standards, technical reports and standard packages through to manuals and online services. Our web service e-nav gives you access to an easy-to-navigate library where all standards that are relevant to your company are available. Standards and manuals are sources of knowledge. We sell them.

Increase understanding and improve perception

With SIS you can undergo either shared or in-house training in the content and application of standards. Thanks to our proximity to international development and ISO you receive the right knowledge at the right time, direct from the source. With our knowledge about the potential of standards, we assist our customers in creating tangible benefit and profitability in their organisations.

If you want to know more about SIS, or how standards can streamline your organisation, please visit www.sis.se or contact us on phone +46 (0)8-555 523 00



Den internationella standarden ISO 24508:2019 gäller som svensk standard. Detta dokument innehåller den officiella engelska versionen av ISO 24508:2019.

The International Standard ISO 24508:2019 has the status of a Swedish Standard. This document contains the official English version of ISO 24508:2019.

© Copyright/Upphovsrätten till denna produkt tillhör SIS, Swedish Standards Institute, Stockholm, Sverige. Användningen av denna produkt regleras av slutanvändarlicensen som återfinns i denna produkt, se standardens sista sidor.

© Copyright SIS, Swedish Standards Institute, Stockholm, Sweden. All rights reserved. The use of this product is governed by the end-user licence for this product. You will find the licence in the end of this document.

Upplysningar om sakinnehållet i standarden lämnas av SIS, Swedish Standards Institute, telefon 08-555 520 00. Standarder kan beställas hos SIS som även lämnar allmänna upplysningar om svensk och utländsk standard.

Information about the content of the standard is available from the Swedish Standards Institute (SIS), telephone +46 8 555 520 00. Standards may be ordered from SIS, who can also provide general information about Swedish and foreign standards.

Denna standard är framtagen av kommittén för Ergonomi vid människa - systeminteraktion, SIS/TK 380/AG 02.

Har du synpunkter på innehållet i den här standarden, vill du delta i ett kommande revideringsarbete eller vara med och ta fram andra standarder inom området? Gå in på www.sis.se - där hittar du mer information.

Contents

Page

Foreword	v
Introduction	vi
1 Scope	1
2 Normative references	1
3 Terms and definitions	1
4 Design guidelines for tactile symbols and characters	3
4.1 Selection of tactile symbols	3
4.2 Selection of tactile characters	3
4.3 Size of tactile patterns	4
4.4 Line width of tactile patterns	4
4.5 Height of tactile patterns above the base plane	4
4.6 Cross-sectional figurations of tactile lines and filled symbols	5
4.7 Others	5
5 Other factors to consider	5
5.1 General	5
5.2 Information associated with tactile symbols and characters	5
5.3 Easy to find and touch	6
5.4 Materials on which tactile symbols and characters are mounted	6
Annex A (informative) Examples of tactile symbols and their meanings	7
Annex B (informative) Legibility data of tactile symbols and characters for young people, older people and blind people	8
Annex C (informative) Textual descriptions for figures used in this document	12
Bibliography	13

Foreword

ISO (the International Organization for Standardization) is a worldwide federation of national standards bodies (ISO member bodies). The work of preparing International Standards is normally carried out through ISO technical committees. Each member body interested in a subject for which a technical committee has been established has the right to be represented on that committee. International organizations, governmental and non-governmental, in liaison with ISO, also take part in the work. ISO collaborates closely with the International Electrotechnical Commission (IEC) on all matters of electrotechnical standardization.

The procedures used to develop this document and those intended for its further maintenance are described in the ISO/IEC Directives, Part 1. In particular, the different approval criteria needed for the different types of ISO documents should be noted. This document was drafted in accordance with the editorial rules of the ISO/IEC Directives, Part 2 (see www.iso.org/directives).

Attention is drawn to the possibility that some of the elements of this document may be the subject of patent rights. ISO shall not be held responsible for identifying any or all such patent rights. Details of any patent rights identified during the development of the document will be in the Introduction and/or on the ISO list of patent declarations received (see www.iso.org/patents).

Any trade name used in this document is information given for the convenience of users and does not constitute an endorsement.

For an explanation of the voluntary nature of standards, the meaning of ISO specific terms and expressions related to conformity assessment, as well as information about ISO's adherence to the World Trade Organization (WTO) principles in the Technical Barriers to Trade (TBT) see www.iso.org/iso/foreword.html.

This document was prepared by Technical Committee ISO/TC 159, *Ergonomics*, Subcommittee SC 4, *Ergonomics of human-system interaction*.

Any feedback or questions on this document should be directed to the user's national standards body. A complete listing of these bodies can be found at www.iso.org/members.html.

Introduction

Providing tactile information such as raised symbols or characters is one method for making products or environments more accessible to users who need to access information using a modality that depends on neither vision nor hearing. The use of tactile information has become an increasingly important method for supporting accessible design of products services and environments.

The use of tactile information in a design requires proper consideration to best support human tactile senses so that the information is easily and correctly understandable. Guidelines for designing tactile symbols and characters based on ergonomic knowledge of human tactile abilities are therefore necessary for such design.

This document adopts the guidance of accessibility given in ISO/IEC Guide 71^[1] and also design guidelines given in ISO/TR 22411^[2].

Ergonomics — Accessible design — Guidelines for designing tactile symbols and characters

1 Scope

This document provides design guidelines and requirements for tactile symbols and characters used for information and marking for people who need non-visual or non-auditory information. It is applicable to products, facilities and equipment in housing and transportation, services and packaging, where tactile symbols and characters may be used.

This document specifies the physical characteristics of tactile symbols and characters for ease of legibility by touch taking into account human abilities of tactile sense and their aging effect. It does not specify semantic characteristics of tactile symbols and characters.

This document is applicable to tactile symbols and characters of convex-type touched by fingers.

It is not applicable to specifically coded tactile symbols or characters such as those of Braille, nor to those with vibratory or temporal changes.

2 Normative references

The following documents are referred to in the text in such a way that some or all of their content constitutes requirements of this document. For dated references, only the edition cited applies. For undated references, the latest edition of the referenced document (including any amendments) applies.

ISO 24503, *Ergonomics — Accessible design — Tactile dots and bars on consumer products*

3 Terms and definitions

For the purposes of this document, the following terms and definitions apply.

ISO and IEC maintain terminological databases for use in standardization at the following addresses:

- ISO Online browsing platform: available at <https://www.iso.org/obp>
- IEC Electropedia: available at <http://www.electropedia.org/>

3.1

tactile pattern

pattern composed of convex-type dots, lines or planes, or a combination of these which are perceived by touch

3.2

tactile symbol

tactile pattern (3.1) representing a symbol

3.3

tactile character

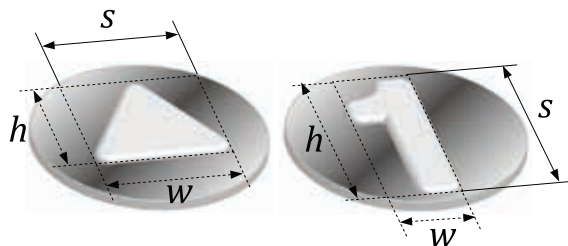
tactile pattern (3.1) representing a character or number

3.4

size of tactile pattern

s
two-dimensional expanse of *tactile pattern* (3.1)

Note 1 to entry: In this document, the size of a symbol and a character is specified by one larger side of a circumscribed square rectangle of width and height, as shown by dashed lines in [Figure 1](#). The size of a dot or line is specified in its diameter and length, respectively.



Key

- s size
- w width
- h height

Figure 1 — Size of a tactile symbol and a tactile character

**3.5
line width**

<tactile pattern> width of a base of convex-type lines of which a *tactile pattern* (3.1) is composed

**3.6
raised height**

<tactile pattern> height from a base plane of convex-type dots, lines and planes of which a *tactile pattern* (3.1) is composed

**3.7
tactile texture**

plane filled by periodic convex or concave symbols

**3.8
accessible design**

design focused on diverse users to maximize the number of potential users who can readily use a system in diverse contexts

Note 1 to entry: This aim can be achieved by (1) designing systems that are readily usable by most users without any modification, (2) making systems adaptable to different users (by providing adaptable user interfaces) and (3) having standardized interfaces compatible with assistive products and assistive technology.

Note 2 to entry: Terms such as universal design, accessible design, design for all, barrier-free design, inclusive design and transgenerational design are often used interchangeably with the same meaning.

[SOURCE: ISO/IEC Guide 71:2014, 2.19]

**3.9
convex**

state of a *tactile pattern* (3.1) whose pictorial element(s) is raised from a surface on which the pattern is mounted

**3.10
concave**

state of a *tactile pattern* (3.1) whose pictorial element(s) is lowered from a surface on which the pattern is mounted

**3.11
tactile legibility**

ease with which tactile symbols or characters can be identified by touch

4 Design guidelines for tactile symbols and characters

4.1 Selection of tactile symbols

The following guidelines apply to the selection of tactile symbols.

- a) Symbols used for tactile markings should have a simple geometrical pattern that can be identifiable by touch of fingers.

EXAMPLE In an automatic teller machine (ATM), dots, straight lines, triangles, circles and arrows are used.

- b) Tactile symbols consisting of either or both outlined and filled patterns with a raised surface should be used. See [Figure 2](#).




Figure 2 — Example of tactile symbols outlined (left) and filled (right)

- c) As well as solid lines, dotted lines or broken lines should be used, as appropriate.

NOTE Dotted lines and broken lines are not used as components of tactile symbols and characters.

- d) Tactile texture should be used to show a uniformly extended area.
- e) When more than one symbol is used in the same context of use, a sufficient spacing between the symbols should be provided so that the tactile legibility is not degraded by adjacent symbols. See [4.2 c\)](#).
- f) A tactile symbol should have a fixed common meaning (see [Annex A](#)).

EXAMPLE A tactile triangle used for toxic packaging as a warning of danger (ISO 11683)^[3].

4.2 Selection of tactile characters

The following guidelines apply to the selection of tactile characters.

- a) Characters with simple composition should be used.

EXAMPLE An Arabic numeral or a simple Latin character as shown in [Figure 3](#).



Figure 3 — Examples of tactile characters

- b) Characters in a serif font or the script type font with decorations should not be used.
- c) When more than one character is used in the same context of use, sufficient spacing between the characters should be provided so that tactile legibility is not degraded by adjacent characters.

NOTE ANSI A117.1:2003 specifies a distance of 3,2 mm for lines with square cross-sectional figurations and 1,6 mm for lines with other cross-sectional figurations, and a maximum distance of four times of the line width^[4]. DIN 32986 specifies a distance between words corresponding to 1,1 times of the greatest width of the character “M”^[5].

4.3 Size of tactile patterns

The following requirements apply to the design of size of tactile symbols and characters considering the age-related differences in tactile sensitivity (see [Annex B](#)).

- a) The size of tactile symbols except for dots and lines shall not be less than 10 mm. See [Figure B.1 a\)](#).
- b) The size of tactile characters shall not be less than 15 mm. See [Figure B.2 a\)](#).
- c) The size of dots and the lengths of bars shall follow ISO 24503.
- d) When tactile dots and bars are used together in the same context of use, to avoid confusion the size of dots should be smaller than 1,5 mm and the length of the bars should be greater than 5 mm.
- e) For older people who are not accustomed to use tactile symbols and characters the size should be one and a half times larger than that specified in [4.3 a\)](#) and [4.3 b\)](#). See [Figures B.1 b\)](#) and [B.2 b\)](#).

NOTE People with visual disabilities who are accustomed to use tactile symbols and characters are able to identify them with the same size as young people are even they are older. See [Figures B.3 a\)](#) and [b\)](#).

4.4 Line width of tactile patterns

The following guidelines apply to the line widths of tactile symbols and characters.

- a) The line width of tactile symbols and characters should be about one tenth of the size of the tactile symbol and the character, and should be within a range of 0,5 mm to 3,0 mm.
- b) When an outlined symbol and a filled symbol of the same pattern are used in the same context of use, the width of the outlined pattern shall not be so wide that confusion between the outlined and filled symbols can occur.

4.5 Height of tactile patterns above the base plane

The following guidelines apply to designing height of tactile symbols and characters.

- a) The raised height of tactile symbols and characters shall be within the range of 0,3 mm to 1,5 mm.
- b) In very special purposes and contexts, the raised height may be lower than that specified in [4.5 a\)](#).

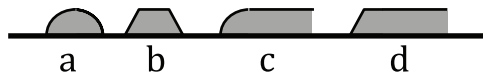
EXAMPLE The minimum raised height of a triangle symbol for warning of danger is 0,25 mm (ISO 11683).

- c) The raised height of tactile symbols and characters shall be designed so that the base plane that surrounds the tactile symbols and characters can be touched by fingertips.

4.6 Cross-sectional figurations of tactile lines and filled symbols

The following guidelines apply to cross-sectional figuration of lines.

- a) The cross-section of a line of tactile outlined symbols and characters should be in the shape of a semicircle or trapezoid. See [Figure 4](#).
- b) The cross-section in the shape of a triangle can be used unless it has a sharp edge at the top.
- c) The cross-section of a line should not be in the shape of a rectangle.
- d) A cross section with a sharp angle should not be used so as to avoid pain or injury to fingers touching it.
- e) The edge of a plane of filled symbols should be rounded or slanted. See [Figure 4](#).



Key

- a semicircle
- b trapezoid
- c rounded edge
- d slanted edge

Figure 4 — Examples of cross-section of tactile lines and filled symbols

4.7 Others

Upright-positioned tactile symbols and characters should be used.

NOTE Upright position means symbols and characters stand perpendicular to the line of sentence or word. Italic font is not upright-positioned, for example.

5 Other factors to consider

5.1 General

The following guidelines and requirements for other factors related to tactile symbols and characters apply to the designing of tactile symbols and characters. For general use of tactile and haptic stimuli in products, particularly in ICT products, ISO 9241-910 (e.g. 5.2) and ISO 9241-920 (e.g. Clause 6) can be referred to [\[6\]\[7\]](#).

5.2 Information associated with tactile symbols and characters

- a) Tactile symbols and characters should be associated with other signs, such as visual ones, of the same meaning.
- b) Tactile symbols and characters and other signs such as visual ones should use the same patterns and meanings when they are equivalent in meaning.