

# Teknisk specifikation

## SIS-CEN/TS 12390-9:2016

Publicerad/Published: 2018-05-14

Utgåva/Edition: 2


Språk/Language: engelska/English

ICS: 91.100.30

---

### **Provning av hårdnad betong – Del 9: Avflagnig vid frysning**

### **Testing hardened concrete – Part 9: Freeze-thaw resistance with de-icing salts – Scaling**



# Standarder får världen att fungera

*SIS (Swedish Standards Institute) är en fristående ideell förening med medlemmar från både privat och offentlig sektor. Vi är en del av det europeiska och globala nätverk som utarbetar internationella standarder. Standarder är dokumenterad kunskap utvecklad av framstående aktörer inom industri, näringsliv och samhälle och befrämjar handel över gränser, bidrar till att processer och produkter blir säkrare samt effektiviserar din verksamhet.*

## Delta och påverka

Som medlem i SIS har du möjlighet att påverka framtida standarder inom ditt område på nationell, europeisk och global nivå. Du får samtidigt tillgång till tidig information om utvecklingen inom din bransch.


## Ta del av det färdiga arbetet

Vi erbjuder våra kunder allt som rör standarder och deras tillämpning. Hos oss kan du köpa alla publikationer du behöver – allt från enskilda standarder, tekniska rapporter och standardpaket till handböcker och onlinetjänster. Genom vår webbtjänst e-nav får du tillgång till ett lättnavigerat bibliotek där alla standarder som är aktuella för ditt företag finns tillgängliga. Standarder och handböcker är källor till kunskap. Vi säljer dem.

## Utveckla din kompetens och lyckas bättre i ditt arbete

Hos SIS kan du gå öppna eller företagsinterna utbildningar kring innehåll och tillämpning av standarder. Genom vår närhet till den internationella utvecklingen och ISO får du rätt kunskap i rätt tid, direkt från källan. Med vår kunskap om standarders möjligheter hjälper vi våra kunder att skapa verklig nytta och lönsamhet i sina verksamheter.

**Vill du veta mer om SIS eller hur standarder kan effektivisera din verksamhet är du välkommen in på [www.sis.se](http://www.sis.se) eller ta kontakt med oss på tel 08-555 523 00.**



# Standards make the world go round

*SIS (Swedish Standards Institute) is an independent non-profit organisation with members from both the private and public sectors. We are part of the European and global network that draws up international standards. Standards consist of documented knowledge developed by prominent actors within the industry, business world and society. They promote cross-border trade, they help to make processes and products safer and they streamline your organisation.*

## Take part and have influence

As a member of SIS you will have the possibility to participate in standardization activities on national, European and global level. The membership in SIS will give you the opportunity to influence future standards and gain access to early stage information about developments within your field.

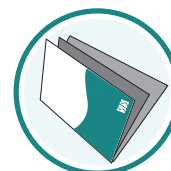
## Get to know the finished work

We offer our customers everything in connection with standards and their application. You can purchase all the publications you need from us - everything from individual standards, technical reports and standard packages through to manuals and online services. Our web service e-nav gives you access to an easy-to-navigate library where all standards that are relevant to your company are available. Standards and manuals are sources of knowledge. We sell them.

## Increase understanding and improve perception

With SIS you can undergo either shared or in-house training in the content and application of standards. Thanks to our proximity to international development and ISO you receive the right knowledge at the right time, direct from the source. With our knowledge about the potential of standards, we assist our customers in creating tangible benefit and profitability in their organisations.

**If you want to know more about SIS, or how standards can streamline your organisation, please visit [www.sis.se](http://www.sis.se) or contact us on phone +46 (0)8-555 523 00**



Denna tekniska specifikation är inte en svensk standard. Detta dokument innehåller den engelska språkversionen av CEN/TS 12390-9:2016

This Technical Specification is not a Swedish Standard. This document contains the English version of CEN/TS 12390-9:2016

#### Nationellt förord

Den tekniska specifikationen CEN/TS 12390-9 Testing hardened concrete – Part 9: Freeze-thaw resistance – Scaling beskriver tre olika provningsmetoder för frostavflagnig, där referensmetoden är plattmetoden (slab test). SS 137244 Betongprovning – Hårdnad betong – Avflagnig vid frysning överensstämmer i princip med den europeiska referensmetoden, men innehåller utöver den europeiska metoden bl.a. alternativt förfarande för provkroppstillverkning (hänvisning till SS 137245), beskrivning av olika provningsförfaranden samt kravgränser vid utvärdering av frostbeständigheten.

© Copyright/Upphovsrätten till denna produkt tillhör SIS, Swedish Standards Institute, Stockholm, Sverige. Användningen av denna produkt regleras av slutanvändarlicensen som återfinns i denna produkt, se standardens sista sidor.

© Copyright SIS, Swedish Standards Institute, Stockholm, Sweden. All rights reserved. The use of this product is governed by the end-user licence for this product. You will find the licence in the end of this document.

*Upplysningar om sakinnehållet i detta dokument lämnas av SIS, Swedish Standards Institute, telefon 08-555 520 00. Standarder kan beställas hos SIS som även lämnar allmänna upplysningar om nationell och internationell standard.*

*Information about the content of this document is available from the SIS, Swedish Standards Institute, telephone +46 8 555 520 00. Standards may be ordered from SIS, who can also provide general information about national and international standards.*

Detta dokument är framtaget av kommittén för Cement och byggkalk, SIS/TK 185

Har du synpunkter på innehållet i det här dokumentet, vill du delta i ett kommande revideringsarbete eller vara med och ta fram standarder inom området? Gå in på [www.sis.se](http://www.sis.se) - där hittar du mer information.



TECHNICAL SPECIFICATION  
SPÉCIFICATION TECHNIQUE  
TECHNISCHE SPEZIFIKATION

**CEN/TS 12390-9**

December 2016

ICS 91.100.30

Supersedes CEN/TS 12390-9:2006

English Version

**Testing hardened concrete - Part 9: Freeze-thaw  
resistance with de-icing salts - Scaling**

Essais sur béton durci - Partie 9: Résistance au gel  
dégel-dégel en présence de sels de déverglaçage  
(écaillage)

Prüfung von Festbeton - Teil 9: Frost- und Frost-  
Tausalz-Widerstand - Abwitterung

This Technical Specification (CEN/TS) was approved by CEN on 25 April 2016 for provisional application.

The period of validity of this CEN/TS is limited initially to three years. After two years the members of CEN will be requested to submit their comments, particularly on the question whether the CEN/TS can be converted into a European Standard.

CEN members are required to announce the existence of this CEN/TS in the same way as for an EN and to make the CEN/TS available promptly at national level in an appropriate form. It is permissible to keep conflicting national standards in force (in parallel to the CEN/TS) until the final decision about the possible conversion of the CEN/TS into an EN is reached.

CEN members are the national standards bodies of Austria, Belgium, Bulgaria, Croatia, Cyprus, Czech Republic, Denmark, Estonia, Finland, Former Yugoslav Republic of Macedonia, France, Germany, Greece, Hungary, Iceland, Ireland, Italy, Latvia, Lithuania, Luxembourg, Malta, Netherlands, Norway, Poland, Portugal, Romania, Slovakia, Slovenia, Spain, Sweden, Switzerland, Turkey and United Kingdom.



EUROPEAN COMMITTEE FOR STANDARDIZATION  
COMITÉ EUROPÉEN DE NORMALISATION  
EUROPÄISCHES KOMITEE FÜR NORMUNG

**CEN-CENELEC Management Centre: Avenue Marnix 17, B-1000 Brussels**

<b>Contents</b>	<b>Page</b>
European foreword.....	3
Introduction .....	4
1 Scope .....	5
2 Normative references .....	5
3 Terms and definitions .....	5
4 Making of test specimens .....	6
5 Slab test (reference method) .....	6
5.1 Principle .....	6
5.2 Equipment .....	6
5.3 Preparation of test specimens.....	7
5.4 Test procedure .....	10
5.5 Expression of results.....	12
5.6 Test report.....	12
6 Cube test (alternative method) .....	13
6.1 Principle .....	13
6.2 Equipment .....	13
6.3 Preparation of test specimen.....	15
6.4 Test procedure .....	15
6.5 Expression of the results .....	17
6.6 Test report.....	18
7 CF/CDF-test (alternative method) .....	19
7.1 Principle .....	19
7.2 Equipment .....	19
7.3 Preparation of test specimens.....	21
7.4 Test procedure .....	22
7.5 Expression of test results .....	24
7.6 Test report.....	24
8 Precision data.....	25
Annex A (informative) Alternative applications.....	27
Annex B (informative) Guideline for selection of brush .....	30
B.1 General.....	30
B.2 Construction data and characteristics of the brush .....	30
B.2.1 Nature of the materials of hair, shore hardness, tip form.....	30
B.2.2 Body dimensions .....	30
B.2.3 Number of holes per brush, number of hairs per hole .....	30
B.2.4 Shape.....	31
B.2.5 Wear indicator (recommended, not mandatory).....	31
Bibliography.....	32

## European foreword

This document (CEN/TS 12390-9:2016) has been prepared by Technical Committee CEN/TC 51 “Cement and building limes”, the secretariat of which is held by NBN.

Attention is drawn to the possibility that some of the elements of this document may be the subject of patent rights. CEN [and/or CENELEC] shall not be held responsible for identifying any or all such patent rights.

This document supersedes CEN/TS 12390-9:2006.

The following technical modifications have been made in this new edition:

- In Clause 2, the normative references have been updated;
- In Clauses 5, 6 and 7,(for all test methods), a prescription measuring the CO<sub>2</sub> content of the air in the storage room has been introduced;
- In Annex A, the alternative applications have been strictly specified;
- In Annex B, a technical specification has been introduced;
- In the Bibliography, the references have been updated.

EN 12390, *Testing hardened concrete*, is currently composed with the following parts:

- *Part 1: Shape, dimensions and other requirements for specimens and moulds;*
- *Part 2: Making and curing specimens for strength tests;*
- *Part 3: Compressive strength of test specimens;*
- *Part 4: Compressive strength — Specification for testing machines;*
- *Part 5: Flexural strength of test specimens;*
- *Part 6: Tensile splitting strength of test specimens;*
- *Part 7: Density of hardened concrete;*
- *Part 8: Depth of penetration of water under pressure;*
- *Part 9: Freeze-thaw resistance — Scaling — Complementary element [Technical Specification];*
- *Part 10: Determination of the relative carbonation resistance of concrete [Technical Specification];*
- *Part 11: Determination of the chloride resistance of concrete, unidirectional diffusion;*
- *Part 13: Determination of secant modulus of elasticity in compression.*

According to the CEN/CENELEC Internal Regulations, the national standards organizations of the following countries are bound to announce this Technical Specification: Austria, Belgium, Bulgaria, Croatia, Cyprus, Czech Republic, Denmark, Estonia, Finland, Former Yugoslav Republic of Macedonia, France, Germany, Greece, Hungary, Iceland, Ireland, Italy, Latvia, Lithuania, Luxembourg, Malta, Netherlands, Norway, Poland, Portugal, Romania, Slovakia, Slovenia, Spain, Sweden, Switzerland, Turkey and the United Kingdom.

**SIS-CEN/TS 12390-9:2016 (E)****Introduction**

Concrete structures exposed to the effects of freezing and thawing need to be durable to have an adequate resistance to this action and, in cases such as road construction, to freezing and thawing in the presence of de-icing agents. It is desirable, especially in the case of new constituents or new concrete compositions, to test for such properties. This also applies to concrete mixes, concrete products, precast concrete, concrete members or concrete *in situ*.

There are two types of concrete deterioration when a freeze–thaw attack occurs, scaling and internal structural damage. Test methods on internal structural damage are described in the CEN Technical Report CEN/TR 15177, *Testing the freeze-thaw resistance of concrete — Internal structural damage*.

Many different test methods have been developed. No single test method can completely reproduce the conditions in the field in all individual cases. Nevertheless, any method should at least correlate to the practical situation and give consistent results. Such a test method may not be suitable for deciding whether the resistance is adequate in a specific instance but will provide data of the resistance of the concrete to freeze–thaw-attack and freeze–thaw-attack in the presence of de-icing agents.

If the concrete has inadequate resistance then the freeze–thaw attack can lead to two different types of damage, namely to scaling (surface weathering) and to internal structural damage. This part of this standard covers only testing for scaling resistance.

This Technical Specification has one reference method and two alternative methods. For routine testing either the reference method or one of the two alternative methods may be used with the agreement of the parties involved. In case of doubt, and if there is no such agreement, the reference method is used.

The testing methods may be used for comparative testing or for assessment against fixed acceptance criteria. The application of limiting values will require the establishment of the correlation between laboratory results and field experience. Due to the nature of the freeze–thaw action, such correlation would have to be established in accordance with local conditions, reflected in the national application documents.



## 1 Scope

This Technical Specification describes the testing of the freeze–thaw scaling resistance of concrete both with water and with sodium chloride solution. It can be used either to compare new constituents or new concrete compositions against a constituent or a concrete composition that is known to give adequate performance in the local environment or to assess the test results against some absolute numerical values based on local experiences.

Extrapolation of test results to assess different concretes, i.e. new constituents or new concrete compositions, requires an expert evaluation.

**NOTE** In some cases the test methods may not be suitable for testing special concretes e.g. high strength concrete or permeable concrete. In these cases the result needs to be treated with caution. Also, the testing methods included in this document may not identify aggregates that are subject to occasional ‘pop-outs’.

There is no established correlation between the results obtained by the three test methods. All tests will clearly identify poor and good behaviour, but they differ in their assessment of marginal behaviour. The application of different acceptance limits for test results enables assessment for different degrees of exposure severity. In case of justified modifications of the test parameters, precautions might apply. Some alternative applications are described in Annex A.

## 2 Normative references

The following documents, in whole or in part, are normatively referenced in this document and are indispensable for its application. For dated references, only the edition cited applies. For undated references, the latest edition of the referenced document (including any amendments) applies.

EN 12390-2, *Testing hardened concrete - Part 2: Making and curing specimens for strength tests*

ISO 5725 (all parts), *Accuracy (trueness and precision) of measurement methods and results*

## 3 Terms and definitions

For the purposes of this document, the following terms and definitions apply.

### 3.1

#### **freeze-thaw resistance**

resistance against alternating freezing and thawing in the presence of water alone

### 3.2

#### **freeze-thaw resistance with de-icing salt**

resistance against alternating freezing and thawing in the presence of de-icing salt

### 3.3

#### **scaling**

loss of material at the testing surface of concrete due to freeze-thaw attack

### 3.4

#### **internal structural damage**

cracks inside concrete which cannot be seen on the surface, but which lead to an alteration of concrete properties, e. g. reduction of the dynamic modulus of elasticity

**SIS-CEN/TS 12390-9:2016 (E)****4 Making of test specimens**

Except where details are specified in Clauses 5, 6 and 7 (e.g. the curing) prepare the test specimens in accordance with EN 12390-2. Concrete that requires vibrating for compaction is compacted on a vibrating table. The pre-storage conditions concerning temperature and moisture are documented.

The maximum aggregate size  $D_{\text{upper}}$  is restricted to one third of the mould length.  $D_{\text{upper}}$  is the upper permitted value of  $D$  for the coarsest fraction of aggregates in the concrete.

**5 Slab test (reference method)****5.1 Principle**

Slab specimens, sawn from concrete test specimens (Figure 1), are subjected to freeze–thaw attack in presence of a 3 mm deep layer of de-ionized water or 3 % sodium chloride (NaCl) solution. The freeze–thaw resistance is evaluated by the measurement of mass scaled from the testing surface after 56 freeze–thaw cycles.

**5.2 Equipment**

**5.2.1 Equipment for making 150 mm concrete cubes** according to EN 12390-2.

**5.2.2 Climate controlled room or chamber** with a temperature of  $(20 \pm 2)$  °C, a relative humidity of  $(65 \pm 5)$  % and an evaporation rate from a free water surface of  $(45 \pm 15)$  g/(m<sup>2</sup> h)<sup>1)</sup>.

Normally this evaporation rate is obtained with a wind velocity  $\leq 0,1$  m/s. The evaporation rate is measured from a bowl with a depth of approximately 40 mm and a cross section area of  $(225 \pm 25)$  cm<sup>2</sup>. The bowl is filled up with water to  $(10 \pm 1)$  mm from the brim.

The CO<sub>2</sub> content level shall be measured, recorded and kept at a daily average in the range of (300 – 1 000) ppmv to allow for carbonation <sup>2)</sup>

**5.2.3 Diamond saw for concrete cutting.**

**5.2.4 Rubber sheet**,  $(3 \pm 0,5)$  mm thick which is resistant to the salt solution used and elastic down to a temperature of  $-27$  °C, or any alternative moisture retaining lining arrangement.

**5.2.5 Adhesive for gluing the rubber sheet to the concrete specimen.**

The adhesive is resistant to the environment in question.

NOTE Contact adhesive has proved to be suitable.

**5.2.6 Expanded Polystyrene cellular plastic**,  $(20 \pm 1)$  mm thick with a density of  $(18 \pm 2)$  kg/m<sup>3</sup> or alternative thermal insulation with at least a heat conductivity of 0,036 W/(m·K).

**5.2.7 Polyethylene sheet**, 0,1 mm to 0,2 mm thick.

**5.2.8 Freezing medium**, consisting either of 97 % by mass of tap water and 3 % by mass of NaCl (for test with de-icing salt) or of de-ionized water only (for test without de-icing salt).

1) Increased rate of surface evaporation and carbonation influences the microstructure. Different types of concrete will be affected in different ways and to a different extent, having impact on moisture exchange and ranking of the performance.

2) Under ambient (indoor/outdoor) and normal working conditions, adequate CO<sub>2</sub> level will automatically be maintained. For smaller, separate rooms or cabinets, the CO<sub>2</sub> level may drop significantly, and the level needs to be re-established by introducing fresh air or by other means adding of CO<sub>2</sub>.

**5.2.9 Freezing chamber** with temperature and time controlled refrigerating and heating system with a capacity such that the time-temperature curve presented in Figure 4 can be obtained in specimen, regardless of its position in the chamber.

The freezer has a good air circulation. The open-mesh shelves in the freezer are level. No deviation from the horizontal plane shall exceed 3 mm per metre in any direction.

**5.2.10 Thermocouples, or an equivalent temperature measuring device**, for measuring the temperature in the freezing medium on the test surface (see Figure 3) with an accuracy within  $\pm 0,5$  K.

**5.2.11 Vessel for collecting scaled material.**

The vessel is suitable for use at temperatures up to 120 °C without mass loss and is resistant to attack by sodium chloride.

**5.2.12 Suitable paper filter for collecting scaled material**, optional.

**5.2.13 Synthetic brush**, resembling a cloth brush, with semi- soft polyamide (nylon) hairs (see specification in Annex B).

**5.2.14 Spray bottle**, containing tap water for washing off scaled material.

**5.2.15 Drying cabinet**, controlled at a temperature of  $(110 \pm 10)$  °C.

**5.2.16 Balance**, with accuracy within  $\pm 0,05$  g.

**5.2.17 Vernier callipers**, with accuracy within  $\pm 0,1$  mm.

**5.2.18 CO<sub>2</sub> measurement apparatus.**

### 5.3 Preparation of test specimens

The test requires four specimens, one from each of four cubes.

During the first day after casting the cubes are stored in the moulds and protected against drying by use of a polyethylene sheet. The air temperature is  $(20 \pm 2)$  °C.

After  $(24 \pm 2)$  h, the cubes are removed from the moulds and placed in a bath with tap water having a temperature of  $(20 \pm 2)$  °C.

When the cubes are 7 d old, they are removed from the water bath and placed in the climate chamber (5.2.2), where they are stored until the freeze–thaw testing starts.

At  $(21 \pm 1)$  d <sup>3)</sup>  $(50 \pm 2)$  mm thick specimen is sawn from each cube perpendicular to the top surface so that the saw cut for the test surface is located in the centre of the cube, see Figure 1. The variation in thickness within a specimen shall not exceed 2 mm.

---

3) If for any reason (e.g. difficulties in delivery of samples, ...), the cutting date is not strictly 21 d, it is vital to strictly keep the following step for pre-conditioning in the seven days and the re-saturation in the consecutive three days. As a consequence, the final age of the sample may vary accordingly.