

SVENSK STANDARD

SS-EN 1317-2:2010

Fastställt/Approved: 2010-07-29

Publicerad/Published: 2010-08-31


Utgåva/Edition: 2

Språk/Language: engelska/English

ICS: 01.040.93; 13.200; 93.080.30

Vägutrustning – Skyddsanordningar – Del 2: Klassificering, prestandakrav vid kollisionsprovning och provningmetoder för vägräcken för fordon

Road restraint systems – Part 2: Performance classes, impact test acceptance criteria and test methods for safety barriers including vehicle parapets



Standarder får världen att fungera

SIS (Swedish Standards Institute) är en fristående ideell förening med medlemmar från både privat och offentlig sektor. Vi är en del av det europeiska och globala nätverk som utarbetar internationella standarder. Standarder är dokumenterad kunskap utvecklad av framstående aktörer inom industri, näringsliv och samhälle och befrämjar handel över gränser, bidrar till att processer och produkter blir säkrare samt effektiviserar din verksamhet.

Delta och påverka

Som medlem i SIS har du möjlighet att påverka framtida standarder inom ditt område på nationell, europeisk och global nivå. Du får samtidigt tillgång till tidig information om utvecklingen inom din bransch.

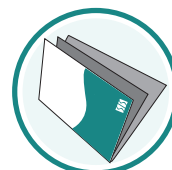

Ta del av det färdiga arbetet

Vi erbjuder våra kunder allt som rör standarder och deras tillämpning. Hos oss kan du köpa alla publikationer du behöver – allt från enskilda standarder, tekniska rapporter och standardpaket till handböcker och onlinetjänster. Genom vår webbtjänst e-nav får du tillgång till ett lättnavigerat bibliotek där alla standarder som är aktuella för ditt företag finns tillgängliga. Standarder och handböcker är källor till kunskap. Vi säljer dem.

Utveckla din kompetens och lyckas bättre i ditt arbete

Hos SIS kan du gå öppna eller företagsinterna utbildningar kring innehåll och tillämpning av standarder. Genom vår närhet till den internationella utvecklingen och ISO får du rätt kunskap i rätt tid, direkt från källan. Med vår kunskap om standarders möjligheter hjälper vi våra kunder att skapa verklig nytta och lönsamhet i sina verksamheter.

Vill du veta mer om SIS eller hur standarder kan effektivisera din verksamhet är du välkommen in på www.sis.se eller ta kontakt med oss på tel 08-555 523 00.



Standards make the world go round

SIS (Swedish Standards Institute) is an independent non-profit organisation with members from both the private and public sectors. We are part of the European and global network that draws up international standards. Standards consist of documented knowledge developed by prominent actors within the industry, business world and society. They promote cross-border trade, they help to make processes and products safer and they streamline your organisation.

Take part and have influence

As a member of SIS you will have the possibility to participate in standardization activities on national, European and global level. The membership in SIS will give you the opportunity to influence future standards and gain access to early stage information about developments within your field.

Get to know the finished work

We offer our customers everything in connection with standards and their application. You can purchase all the publications you need from us - everything from individual standards, technical reports and standard packages through to manuals and online services. Our web service e-nav gives you access to an easy-to-navigate library where all standards that are relevant to your company are available. Standards and manuals are sources of knowledge. We sell them.

Increase understanding and improve perception

With SIS you can undergo either shared or in-house training in the content and application of standards. Thanks to our proximity to international development and ISO you receive the right knowledge at the right time, direct from the source. With our knowledge about the potential of standards, we assist our customers in creating tangible benefit and profitability in their organisations.

If you want to know more about SIS, or how standards can streamline your organisation, please visit www.sis.se or contact us on phone +46 (0)8-555 523 00



Europastandarden EN 1317-2:2010 gäller som svensk standard. Detta dokument innehåller den officiella engelska versionen av EN 1317-2:2010.

Denna standard ersätter SS-EN 1317-2, utgåva 1 och SS-EN 1317-2/A1:2006, utgåva 1.

The European Standard EN 1317-2:2010 has the status of a Swedish Standard. This document contains the official English version of EN 1317-2:2010.

This standard supersedes the Swedish Standard SS-EN 1317-2, edition 1 and SS-EN 1317-2/A1:2006, edition 1.

© Copyright/Upphovsrätten till denna produkt tillhör SIS, Swedish Standards Institute, Stockholm, Sverige. Användningen av denna produkt regleras av slutanvändarlicensen som återfinns i denna produkt, se standardens sista sidor.

© Copyright SIS, Swedish Standards Institute, Stockholm, Sweden. All rights reserved. The use of this product is governed by the end-user licence for this product. You will find the licence in the end of this document.

Uppllysningar om sakinnehållet i standarden lämnas av SIS, Swedish Standards Institute, telefon 08-555 520 00. Standarder kan beställas hos SIS Förlag AB som även lämnar allmänna uppllysningar om svensk och utländsk standard.

Information about the content of the standard is available from the Swedish Standards Institute (SIS), telephone +46 8 555 520 00. Standards may be ordered from SIS Förlag AB, who can also provide general information about Swedish and foreign standards.

Denna standard är framtagen av kommittén för Vägutrustning, SIS/TK 248.

Har du synpunkter på innehållet i den här standarden, vill du delta i ett kommande revideringsarbete eller vara med och ta fram andra standarder inom området? Gå in på www.sis.se - där hittar du mer information.

EUROPEAN STANDARD
NORME EUROPÉENNE
EUROPÄISCHE NORM

EN 1317-2

July 2010

ICS 13.200; 93.080.30

Supersedes EN 1317-2:1998

English Version

Road restraint systems - Part 2: Performance classes, impact test acceptance criteria and test methods for safety barriers including vehicle parapets

Dispositifs de retenue routiers - Partie 2: Classes de performance, critères d'acceptation des essais de choc et méthodes d'essai pour les barrières de sécurité incluant les barrières de bord d'ouvrage d'art

Rückhaltesysteme an Straßen - Teil 2: Leistungsklassen, Abnahmekriterien für Anprallprüfungen und Prüfverfahren für Schutzeinrichtungen und Fahrzeugbrüstungen

This European Standard was approved by CEN on 29 April 2010.

CEN members are bound to comply with the CEN/CENELEC Internal Regulations which stipulate the conditions for giving this European Standard the status of a national standard without any alteration. Up-to-date lists and bibliographical references concerning such national standards may be obtained on application to the CEN Management Centre or to any CEN member.

This European Standard exists in three official versions (English, French, German). A version in any other language made by translation under the responsibility of a CEN member into its own language and notified to the CEN Management Centre has the same status as the official versions.

CEN members are the national standards bodies of Austria, Belgium, Bulgaria, Croatia, Cyprus, Czech Republic, Denmark, Estonia, Finland, France, Germany, Greece, Hungary, Iceland, Ireland, Italy, Latvia, Lithuania, Luxembourg, Malta, Netherlands, Norway, Poland, Portugal, Romania, Slovakia, Slovenia, Spain, Sweden, Switzerland and United Kingdom.



EUROPEAN COMMITTEE FOR STANDARDIZATION
COMITÉ EUROPÉEN DE NORMALISATION
EUROPÄISCHES KOMITEE FÜR NORMUNG

Management Centre: Avenue Marnix 17, B-1000 Brussels

Contents

Page

Foreword.....	3
Introduction	6
1 Scope	7
2 Normative references	7
3 Performance classes	7
3.1 General.....	7
3.2 Containment levels	7
3.3 Impact severity	9
3.4 Location of the ATD.....	9
3.5 Deformation of the restraint system	9
3.6 Vehicle pedestrian parapets	13
4 Impact test acceptance criteria	13
4.1 General.....	13
4.2 Safety barrier including vehicle parapet behaviour	14
4.3 Test vehicle behaviour	15
4.4 Severity Index.....	17
4.5 Test vehicle deformation	17
4.6 Safety barrier deformation	17
4.7 Tests for system type tested safety barriers (Families of barriers)	17
5 Test methods.....	17
5.1 Test site	17
5.2 Test vehicles	18
5.3 Safety barrier.....	18
5.3.1 General.....	18
5.3.2 Installation	18
5.3.3 Position of the impact point	18
5.4 Accuracies and limit deviations of impact speeds and approach angle	18
5.4.1 Vehicle impact speed	18
5.4.2 Vehicle approach angle.....	19
5.4.3 Combined limit deviation of speed and angle	19
5.5 Vehicle instrumentation	19
5.6 Photographic coverage.....	20
6 Test report	21
Annex A (normative) Detailed Test Report Template	22
Annex B (informative) Criteria for sufficient test length evaluation	27
Bibliography	28

Foreword

This document (EN 1317-2:2010) has been prepared by Technical Committee CEN/TC 226 "Road equipment", the secretariat of which is held by AFNOR.

This European Standard shall be given the status of a national standard, either by publication of an identical text or by endorsement, at the latest by January 2011, and conflicting national standards shall be withdrawn at the latest by January 2011.

Attention is drawn to the possibility that some of the elements of this document may be the subject of patent rights. CEN [and/or CENELEC] shall not be held responsible for identifying any or all such patent rights.

This document supersedes EN 1317-2:1998.

This document has been prepared under a mandate given to CEN by the European Commission and the European Free Trade Association, and supports essential requirements of EU Directive(s).

EN 1317 consists of the following parts:

- EN 1317-1, *Road restraint systems — Part 1: Terminology and general criteria for test methods*;
- EN 1317-2, *Road restraint systems — Part 2: Performance classes, impact test acceptance criteria and test methods for safety barriers including vehicle parapets*;
- EN 1317-3, *Road restraint systems — Part 3: Performance classes, impact test acceptance criteria and test methods for crash cushions*;
- ENV 1317-4, *Road restraint systems — Part 4: Performance classes, impact test acceptance criteria and test methods for terminals and transitions of safety barriers*;
- prEN 1317-4, *Road restraint systems — Part 4: Performance classes, impact test acceptance criteria and test methods for transitions of safety barriers* (under preparation: this document will supersede ENV 1317-4:2001 for the clauses concerning transitions);
- EN 1317-5, *Road restraint systems — Part 5: Product requirements and evaluation of conformity for vehicle restraint systems*;
- prEN 1317-6, *Road restraint systems — Pedestrian restraint systems — Part 6: Pedestrian Parapet* (under preparation);
- prEN 1317-7, *Road restraint systems — Part 7: Performance classes, impact test acceptance criteria and test methods for terminals of safety barriers* (under preparation: this document will supersede ENV 1317-4:2001 for the clauses concerning terminals);
- prEN 1317-8, *Road restraint systems — Part 8: Motorcycle road restraint systems which reduce the impact severity of motorcyclist collisions with safety barriers* (under preparation).

Annex A is normative and Annex B is informative.

The significant technical changes incorporated in this revision are:

3.2 Containment levels

In Table 2 the new containment classes L1, L2, L3, L4a and L4b have been added, requiring the same tests of the corresponding H classes plus the test TB 32.

3.3 Impact severity

The requirement for the index PHD (Post impact Head Deceleration) has been cancelled. Only ASI and THIV are required.

3.5 Deformation of the restraint system

New requirement on the accuracy of measurement of Dynamic Deflection and Working Width:

The accuracy required for the measurement of the dynamic deflection and for the working width shall be 10 % but not less than 0,1 m.

New definition of vehicle intrusion (VI).

New definitions of Normalised Dynamic Deflection D_N , Normalised Working Width W_N and Normalised Vehicle Intrusion VI_N .

Table 4 – Levels of working width based on the normalised values

Table 5 – Levels of normalised vehicle intrusion (new item)

4 Impact test acceptance criteria

Table 6 – Safety barrier test parameters includes containment levels L

4.2 Safety barrier including parapet behaviour

The first two sentences of the paragraph in the 1998 text:

The safety barrier shall contain and redirect the vehicle without complete breakage of the principal longitudinal elements of the system.

No major part of the safety barrier shall become totally detached or present an undue hazard to other traffic, pedestrians or personnel in a work zone.

are replaced by:

The safety barrier including parapet shall contain the vehicle without complete breakage of any of the principal longitudinal elements of the system.

All totally detached parts of the safety barrier with a mass greater than 2,0 kg shall be identified, located and recorded in the test report with their size.

4.3 Test vehicle behaviour

The first two sentences of the paragraph in the 1998 text:

The centre of gravity of the vehicle shall not cross the centreline of the deformed system.

The vehicle shall remain upright during and after impact, although moderate rolling, pitching and yawing are acceptable.

are replaced by:

During and after the impact, no more than one of the wheels of the vehicle shall completely pass over or under the safety barrier.

The vehicle shall not roll over (including rollover of the vehicle onto its side) during or after impact.

For tests with HGVs and buses, not more than 5 % of the mass of the ballast shall become detached or be spilt during the test up to the time when the wheel tracks of the vehicle leaves the exit box.

4.4 Severity Index

The requirement for the index PHD (Post impact Head Deceleration) has been cancelled. Only ASI and THIV are required.

4.7 Tests for system type tested safety barriers (Families of barriers)

New specifications for families of barriers.

5 Test methods

The specifications of 5.1 "Test Site" and 5.2 "Test Vehicles" are moved to Part 1.

5.3.2 Installation

This subclause has been entirely revised with detailed requirements on the test length, end anchorages, pretensioned systems and infilling of vehicle pedestrian parapets.

5.3.3 Position of the impact point

New requirement:

If the test house chooses an impact point other than that at a point about one third of the installation length, in order to ensure worst-case conditions, then this choice shall be justified in the test report.

5.5 Vehicle instrumentation

The specifications of 5.5 are moved to Part 1.

5.6 Photographic coverage

New requirement:

Normal speed cameras shall be operated at a minimum of 24 frames per second.

Annex A – Detailed Test Report Template

New normative item.

Annex B – Criteria for sufficient test length evaluation

New informative item on a possible criterion to evaluate the adequacy of the length of the test installation.

According to the CEN/CENELEC Internal Regulations, the national standards organizations of the following countries are bound to implement this European Standard: Austria, Belgium, Bulgaria, Croatia, Cyprus, Czech Republic, Denmark, Estonia, Finland, France, Germany, Greece, Hungary, Iceland, Ireland, Italy, Latvia, Lithuania, Luxembourg, Malta, Netherlands, Norway, Poland, Portugal, Romania, Slovakia, Slovenia, Spain, Sweden, Switzerland and the United Kingdom.

Introduction

This European Standard is a revision of EN 1317-2:1998. This standard includes improved impact test procedures and allows for the introduction of Families of Products and a report template.

In order to improve safety the design of roads may require the installation of safety barriers including vehicle parapets which are intended to contain errant vehicles safely for the benefit of the occupants and other road users on sections of road and at particular locations defined by the national or local authorities.

In this standard, several levels of performance are given for the three main criteria relating to the restraint of a road vehicle:

- The containment level;
- The impact severity levels;
- The deformation as expressed by the working width and vehicle intrusion (including normalised values).

The different performance levels of safety barriers including vehicle parapets will enable national and local authorities to specify the performance class of the system to be deployed.

The description of a safety barrier including vehicle parapet system conforming to this standard incorporates the relevant classes and performance levels of the product.

To ensure satisfactory product design it is highly recommended to consider the requirements of this standard and the references in Clause 2, together with the requirements of EN 1317-1. The evaluation of conformity and the durability should meet the requirements of EN 1317-5.

1 Scope

This European Standard specifies requirements on impact performance of safety barriers, including vehicle parapets, classes of containment, working width, vehicle intrusion and impact severity levels.

NOTE This European Standard should be read in conjunction with EN 1317-1. Both these standards support EN 1317-5.

The modifications included in standard are not a change of test criteria, in the sense of the EN 1317-5:2007+A1:2008, ZA.3.

2 Normative references

The following referenced documents are indispensable for the application of this document. For dated references, only the edition cited applies. For undated references, the latest edition of the referenced document (including any amendments) applies.

EN 1317-1:2010, *Road restraint systems — Part 1: Terminology and general criteria for test methods*

prEN 1317-6, *Road restraint systems — Pedestrian restraint systems — Part 6: Pedestrian Parapet*

3 Performance classes

3.1 General

Safety barriers including vehicle parapets shall conform to the requirements of 3.2, 3.3 and 3.5 when tested in accordance with impact test criteria defined in Table 1.

Vehicle specifications and deviations shall conform to EN 1317-1.

Table 1 — Vehicle impact test descriptions

Test	Impact speed km/h	Impact angle °	Total mass kg	Type of vehicle
TB 11	100	20	900	Car
TB 21	80	8	1 300	Car
TB 22	80	15	1 300	Car
TB 31	80	20	1 500	Car
TB 32	110	20	1 500	Car
TB 41	70	8	10 000	Rigid HGV
TB 42	70	15	10 000	Rigid HGV
TB 51	70	20	13 000	Bus
TB 61	80	20	16 000	Rigid HGV
TB 71	65	20	30 000	Rigid HGV
TB 81	65	20	38 000	Articulated HGV

3.2 Containment levels

The containment levels of safety barriers including vehicle parapets shall conform to the requirements of Table 2 when tested in accordance with the vehicle impact test criteria defined in Table 1.