

SVENSK STANDARD

SS-EN 1299+A1:2008

Fastställt/Approved: 2008-12-08

Publicerad/Published: 2009-01-13

Utgåva/Edition: 1

Språk/Language: engelska/English

ICS: 14.080; 17.160

Vibration och stöt – Vibrationsdämpning av maskiner – Information om isolering av vibrationskällor

Mechanical vibration and shock – Vibration isolation of machines – Information for the application of source isolation



SWEDISH
STANDARDS
INSTITUTE

Hitta rätt produkt och ett leveranssätt som passar dig

Standarder

Genom att följa gällande standard både effektiviserar och säkrar du ditt arbete. Många standarder ingår dessutom ofta i paket.

Tjänster

Abonnemang är tjänsten där vi uppdaterar dig med aktuella standarder när förändringar sker på dem du valt att abonnera på. På så sätt är du säker på att du alltid arbetar efter rätt utgåva.

e-nav är vår online-tjänst som ger dig och dina kollegor tillgång till standarder ni valt att abonnera på dygnet runt. Med e-nav kan samma standard användas av flera personer samtidigt.

Leveranssätt

Du väljer hur du vill ha dina standarder levererade. Vi kan erbjuda dig dem på papper och som pdf.

Andra produkter

Vi har böcker som underlättar arbetet att följa en standard. Med våra böcker får du ökad förståelse för hur standarder ska följas och vilka fördelar den ger dig i ditt arbete. Vi tar fram många egna publikationer och fungerar även som återförsäljare. Det gör att du hos oss kan hitta över 500 unika titlar. Vi har även tekniska rapporter, specifikationer och "workshop agreement".

Matriser är en översikt på standarder och handböcker som bör läsas tillsammans. De finns på sis.se och ger dig en bra bild över hur olika produkter hör ihop.

Standardiseringsprojekt

Du kan påverka innehållet i framtida standarder genom att delta i någon av SIS ca 400 Tekniska Kommittéer.

Find the right product and the type of delivery that suits you

Standards

By complying with current standards, you can make your work more efficient and ensure reliability. Also, several of the standards are often supplied in packages.

Services

Subscription is the service that keeps you up to date with current standards when changes occur in the ones you have chosen to subscribe to. This ensures that you are always working with the right edition.

e-nav is our online service that gives you and your colleagues access to the standards you subscribe to 24 hours a day. With e-nav, the same standards can be used by several people at once.

Type of delivery

You choose how you want your standards delivered. We can supply them both on paper and as PDF files.

Other products

We have books that facilitate standards compliance. They make it easier to understand how compliance works and how this benefits you in your operation. We produce many publications of our own, and also act as retailers. This means that we have more than 500 unique titles for you to choose from. We also have technical reports, specifications and workshop agreements.

Matrices, listed at sis.se, provide an overview of which publications belong together.

Standardisation project

You can influence the content of future standards by taking part in one or other of SIS's 400 or so Technical Committees.

Europastandarden EN 1299:1997+A1:2008 gäller som svensk standard. Detta dokument innehåller den officiella engelska versionen av EN 1299:1997+A1:2008.

Denna standard ersätter SS-EN 1299, utgåva 1.

The European Standard EN 1299:1997+A1:2008 has the status of a Swedish Standard. This document contains the official English version of EN 1299:1997+A1:2008.

This standard supersedes the Swedish Standard SS-EN 1299, edition 1.

© Copyright/Upphovsrätten till denna produkt tillhör SIS, Swedish Standards Institute, Stockholm, Sverige. Användningen av denna produkt regleras av slutanvändarlicensen som återfinns i denna produkt, se standardens sista sidor.

© Copyright SIS, Swedish Standards Institute, Stockholm, Sweden. All rights reserved. The use of this product is governed by the end-user licence for this product. You will find the licence in the end of this document.

Upplysningar om sakinnehållet i standarden lämnas av SIS, Swedish Standards Institute, telefon 08-555 520 00.

Standarder kan beställas hos SIS Förlag AB som även lämnar allmänna upplysningar om svensk och utländsk standard.

Information about the content of the standard is available from the Swedish Standards Institute (SIS), tel +46 8 555 520 00.

Standards may be ordered from SIS Förlag AB, who can also provide general information about Swedish and foreign standards.

SIS Förlag AB, SE 118 80 Stockholm, Sweden. Tel: +46 8 555 523 10. Fax: +46 8 555 523 11.

E-mail: sis.sales@sis.se Internet: www.sis.se

EUROPEAN STANDARD
NORME EUROPÉENNE
EUROPÄISCHE NORM

EN 1299:1997+A1

November 2008

ICS 17.160

Supersedes EN 1299:1997

English Version

Mechanical vibration and shock - Vibration isolation of machines - Information for the application of source isolation

Vibrations et chocs mécaniques - Isolation vibratoire des machines - Informations pour la mise en oeuvre de l'isolation des sources

Mechanische Schwingungen und Stöße - Schwingungsisolierung von Maschinen - Angaben für den Einsatz von Quellenisolierungen

This European Standard was approved by CEN on 30 December 1996 and includes Amendment 1 approved by CEN on 5 October 2008.

CEN members are bound to comply with the CEN/CENELEC Internal Regulations which stipulate the conditions for giving this European Standard the status of a national standard without any alteration. Up-to-date lists and bibliographical references concerning such national standards may be obtained on application to the CEN Management Centre or to any CEN member.

This European Standard exists in three official versions (English, French, German). A version in any other language made by translation under the responsibility of a CEN member into its own language and notified to the CEN Management Centre has the same status as the official versions.

CEN members are the national standards bodies of Austria, Belgium, Bulgaria, Cyprus, Czech Republic, Denmark, Estonia, Finland, France, Germany, Greece, Hungary, Iceland, Ireland, Italy, Latvia, Lithuania, Luxembourg, Malta, Netherlands, Norway, Poland, Portugal, Romania, Slovakia, Slovenia, Spain, Sweden, Switzerland and United Kingdom.







EUROPEAN COMMITTEE FOR STANDARDIZATION
COMITÉ EUROPÉEN DE NORMALISATION
EUROPÄISCHES KOMITEE FÜR NORMUNG

Management Centre: rue de Stassart, 36 B-1050 Brussels

Contents

Page

Foreword.....	3
Introduction	4
1 Scope	4
2 Normative references	4
3 Definitions	5
4 Purpose of source isolation	5
5 Applicability of vibration isolation	5
6 Information for the choice of an isolation system for a machine.....	6
6.1 General.....	6
6.2 Information to be supplied by the machine manufacturer	6
6.2.1 Physical data of the machine	6
6.2.1.1 Machine drawing	6
6.2.1.2 Vibration excitation	6
6.2.1.3 Special requirements	7
6.2.1.4 Electrical features	7
6.2.1.5 Special requirements for mechanical stability.....	7
6.2.2 Physical data of the isolation system.....	7
6.2.2.1 General data.....	7
6.2.2.2 Dynamic behaviour	8
6.2.2.3 Durability.....	8
6.2.2.4 Environmental data	8
6.2.2.5 Maintenance data	8
6.3 Information that the machine manufacturer shall require from the user.....	9
6.3.1 Technical information on the surrounding structure of the machine	9
6.3.2 Vibration and shock situation of the surrounding structure	9
6.3.3 Climatic environment	9
7 Guidelines for the validation of isolation efficiency	9
Annex A (informative) Elements for vibration isolation	11
A.1 Springs.....	11
A.1.1 Elastomer springs.....	11
A.1.2 Metal springs.....	12
A.1.3 Air springs	14
A.2 Dampers.....	15
A.3 Combinations of springs and dampers	16
A.4 Active vibration isolators	17
Annex B (informative) Bibliography	18
Annex ZA (informative)  Relationship between this European Standard and the Essential Requirements of EU Directive 98/37/EC 	19
Annex ZB (informative)  Relationship between this European Standard and the Essential Requirements of EU Directive 2006/42/EC 	20

Foreword

This document (EN 1299:1997+A1:2008) has been prepared by Technical Committee CEN/TC 231 “Mechanical vibration and shock”, the secretariat of which is held by DIN.

This European Standard shall be given the status of a national standard, either by publication of an identical text or by endorsement, at the latest by May 2009, and conflicting national standards shall be withdrawn at the latest by December 2009.

This document includes Amendment 1, approved by CEN on 2008-10-05.

This document supersedes EN 1299:1997.

The start and finish of text introduced or altered by amendment is indicated in the text by tags A1 A1.

This European Standard has been prepared under a mandate given to CEN by the European Commission and the European Free Trade Association, and supports essential requirements of EU Directive(s).

A1 For relationship with EU Directive(s), see informative Annexes ZA and ZB, which are integral parts of this document. A1

According to the CEN/CENELEC Internal Regulations, the national standards organizations of the following countries are bound to implement this European Standard: Austria, Belgium, Bulgaria, Cyprus, Czech Republic, Denmark, Estonia, Finland, France, Germany, Greece, Hungary, Iceland, Ireland, Italy, Latvia, Lithuania, Luxembourg, Malta, Netherlands, Norway, Poland, Portugal, Romania, Slovakia, Slovenia, Spain, Sweden, Switzerland and United Kingdom.

Introduction

Vibration isolation is a measure used to either reduce significantly any transmission of periodic, shock or random type forces from a machine into surrounding structures (source isolation, protection from emission) or to protect sensitive machines, instruments, buildings and people from vibration received by their surroundings (receiver isolation, protection from immission). In both cases, the use of vibration isolators creates a mass-spring system whose vibration response is critically influenced by the characteristics of the source of vibration, the dynamic characteristics of the machine, the structure to which the machine is mounted and the characteristics of the elastic and damping elements. Optimization of the system to satisfy protection criteria requires a full and detailed knowledge of all the factors which influence the design and effective application of vibration isolation to a particular machine or installation. The interchange of information between the machinery manufacturer, the isolation supplier and the user plays a key role in achieving this.

1 Scope

This European Standard gives guidelines to ensure that manufacturers of machines provide adequate information on application of vibration isolation to reduce the risks arising from vibration generated by their machines. Guidelines are also provided to ensure that users furnish sufficient information regarding their applications to suppliers of machines or, where applicable, to the supplier of the isolation system, to enable the optimum selection and design of vibration isolation.

This European Standard is restricted to source isolation.

Although this standard is primarily intended for the use of new machines, it may be applied to the installation of used machines, too.

This European Standard is addressed to manufacturers and installers of a machine, as a guide to define relevant parameters for the choice and installation of a vibration isolation system to be used with the machine.

NOTE This European Standard may also be applied by users of machines already installed, who use or wish to use vibration isolation to solve a vibration problem caused by the machine.

This European Standard shall not be considered as a manual for the design or installation of an isolation system. Examples of elements of vibration isolation are shown in Annex A only for information.

2 Normative references

A1 The following referenced documents are indispensable for the application of this document. For dated references, only the edition cited applies. For undated references, the latest edition of the referenced document (including any amendments) applies. **A1**

ISO 2041:1990, *Vibration and shock*

ISO 7626-1:1986, *Vibration and shock – Experimental determination of mechanical mobility – Part 1: Basic definitions and transducers*

3 Definitions

For the general terms and their definitions used in this European Standard, see ISO 2041 and ISO 7626-1.

4 Purpose of source isolation

The purpose of source isolation is to protect the surrounding structure from vibration by taking action on the installation of the source itself.

A source isolation system may be necessary

- a) For the safety of the operators of the vibrating machines;
- b) For the safety of bystanders to vibrating machines;
- c) For the safety of structures or buildings containing vibrating equipment;
- d) For the safety of people in buildings that may be subjected to intense vibration excitation;
- e) When there are limiting values for vibration in legislation which are exceeded.

5 Applicability of vibration isolation

A source isolation shall be used additionally to design measures for reducing vibration; it shall not be a substitute to such measures. It can be applied

- a) when vibrating machines are designed or installed;
- b) when buildings containing vibrating machines are designed or modified.

Prior analysis of vibration phenomena and analysis of background vibration is necessary. Time history monitoring and frequency analysis for a sufficient period of time relative to the working cycle of the machine is important.

Analysis of frequency response functions for the structures that transmit and receive vibration will facilitate the "best matching" of the structures and avoid coincidence between dominant frequencies of the source and the natural frequencies of these structures.

A determination of the background vibration shall be carried out in order to know the inherent vibration level below which normally no isolation is necessary.

NOTE In case of correction of an existing situation, the vibration (displacement, velocity or acceleration) should be measured simultaneously

- on and close to the mounting points of the machine,
- at operator's or bystander's position.

Measurements shall be made in the environmental conditions relevant for the location of the machine. The measurements and analysis shall help in providing an understanding of the origin of the problem and possibly give an indication of possible solutions. Measurements should be made in accordance with an appropriate standard, and the standard should be identified.

The mounting points of transducers and directions of measurement shall be reported.

SS-EN 1299+A1:2008 (E)

In a complex situation where isolation systems are used, expert advice should be sought. The situation is especially complex when the machine and/or the supporting structure has natural frequencies (vibrational modes) in the frequency range of interest.

6 Information for the choice of an isolation system for a machine**6.1 General**

In order to select appropriate isolators and correctly install source isolation, an exchange of information is needed between the machine manufacturer, the supplier of the isolator and the machine user. The following paragraphs list the information required for an optimized machine isolation. If the machine manufacturer is also the supplier of the isolation system, some of the information in the following paragraphs may seem to be not relevant. Nevertheless, some of this information may be useful when replacement parts have to be provided and should be part of the instruction handbook.

The choice of the isolation system shall take into consideration not only the static characteristics of the machine, but also its dynamic characteristics (mobility) and the dynamic characteristics of its surrounding structure (and further sources).

It will often be necessary for the supplier of a vibration isolation system to ask for more detailed information from the user in order to provide the best possible solution.

6.2 Information to be supplied by the machine manufacturer

The manufacturer shall supply to the user of the machine as much of the following information as is needed to ensure proper installation of the machine. If necessary, he should use the support of the supplier of the vibration isolation system.

6.2.1 Physical data of the machine**6.2.1.1 Machine drawing**

A drawing shall be furnished giving:

- a) The outline and installation of the machine, if appropriate, including an intermediate foundation prescribed by the machine manufacturer;
- b) The overall dimensions;
- c) The total weight and the location of the centre of gravity. Rotational inertia shall also be included.
- d) Specifications of bolt sizes and special connectors for securing the machine. Locations of attachments, tapped holes, tolerances and any special material considerations shall be indicated on the drawing.
- e) Identification and direction of the three mutually perpendicular axes with origin in the centre of gravity of the unit to be isolated under conditions of preferred orientation;
- f) The normal machine orientation with respect to the vertical. The direction of major shock or vibration shall be indicated. Feasible structural attachment points shall be given. These points frequently determine the isolation system in relation to orientation, centre of gravity, etc.

6.2.1.2 Vibration excitation

The vibration excitation by a machine as characterised by its exciting forces and couples as a function of frequency or in form of time history shall be described in the detail necessary to ensure the safe installation and use of machinery.

Examples are:

- Inherent rotational frequency forces and couples;
- Residual rotational frequency forces and couples after balancing;
- Forces and couples caused by reciprocating masses;
- Torque reaction couples;
- Amplitudes and/or frequencies of gas pulsation phenomena;
- Frequencies of aerodynamic phenomena (e.g. for fans);
- Electromagnetic forces and frequencies associated with electrical rotating machines or transformers.

6.2.1.3 Special requirements

Special features peculiar to the equipment shall be covered in the machine description and by drawings. Among such special features are

- a) Electrical connectors, tubing, ducting or piping which might modify the mechanical response of the mounting system (type, size, stiffness, etc);
- b) Externally applied forces and moments;
- c) Required access areas;
- d) Minimum clearance required for cooling air flow. Any temperature gradients which might adversely affect isolator operation shall be shown on the drawing and the expected temperature range shall be given.
- e) Maximum clearance between equipment and foundation, where applicable.

6.2.1.4 Electrical features

Provisions for grounding and applicable specifications shall be indicated on the drawing, by an attached note.

6.2.1.5 Special requirements for mechanical stability

Special requirements for mechanical stability shall be given. For example, special care is needed where equipment with a high or variable centre of gravity is supported by isolators located below the centre of gravity, or where uncompensated side thrusts exist.

6.2.2 Physical data of the isolation system

6.2.2.1 General data

The supplier of the isolation system shall supply detailed information on characteristics of the isolation system:

- a) Type of isolation system;
- b) Materials of the isolation system;
- c) Weight of the isolation system;
- d) Levelling features;