

SVENSK STANDARD


SS-EN 12939



Fastställt/Approved: 2000-12-22
Publicerad/Published: 2000-12-22
Utgåva/Edition: 1
Språk/Language: engelska/English
ICS: 91.100.60

**Byggmateriåls och byggprodukters termiska egenskaper –
Bestämning av värmemotstånd med hjälp av plattapparat med
skyddszon och värmeflödesmätarapparat – Tjocka produkter
med stort och medelstort värmemotstånd**

**Thermal performance of building materials and products –
Determination of thermal resistance by means of guarded hot
plate and heat flow meter methods – Thick products of high and
medium thermal resistance**



Standarder får världen att fungera

SIS (Swedish Standards Institute) är en fristående ideell förening med medlemmar från både privat och offentlig sektor. Vi är en del av det europeiska och globala nätverk som utarbetar internationella standarder. Standarder är dokumenterad kunskap utvecklad av framstående aktörer inom industri, näringsliv och samhälle och befrämjar handel över gränser, bidrar till att processer och produkter blir säkrare samt effektiviserar din verksamhet.

Delta och påverka

Som medlem i SIS har du möjlighet att påverka framtida standarder inom ditt område på nationell, europeisk och global nivå. Du får samtidigt tillgång till tidig information om utvecklingen inom din bransch.

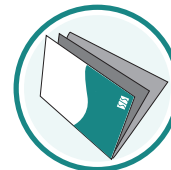

Ta del av det färdiga arbetet

Vi erbjuder våra kunder allt som rör standarder och deras tillämpning. Hos oss kan du köpa alla publikationer du behöver – allt från enskilda standarder, tekniska rapporter och standardpaket till handböcker och onlinetjänster. Genom vår webbtjänst e-nav får du tillgång till ett lättnavigerat bibliotek där alla standarder som är aktuella för ditt företag finns tillgängliga. Standarder och handböcker är källor till kunskap. Vi säljer dem.

Utveckla din kompetens och lyckas bättre i ditt arbete

Hos SIS kan du gå öppna eller företagsinterna utbildningar kring innehåll och tillämpning av standarder. Genom vår närhet till den internationella utvecklingen och ISO får du rätt kunskap i rätt tid, direkt från källan. Med vår kunskap om standarders möjligheter hjälper vi våra kunder att skapa verklig nytta och lönsamhet i sina verksamheter.

Vill du veta mer om SIS eller hur standarder kan effektivisera din verksamhet är du välkommen in på www.sis.se eller ta kontakt med oss på tel 08-555 523 00.



Standards make the world go round

SIS (Swedish Standards Institute) is an independent non-profit organisation with members from both the private and public sectors. We are part of the European and global network that draws up international standards. Standards consist of documented knowledge developed by prominent actors within the industry, business world and society. They promote cross-border trade, they help to make processes and products safer and they streamline your organisation.

Take part and have influence

As a member of SIS you will have the possibility to participate in standardization activities on national, European and global level. The membership in SIS will give you the opportunity to influence future standards and gain access to early stage information about developments within your field.

Get to know the finished work

We offer our customers everything in connection with standards and their application. You can purchase all the publications you need from us - everything from individual standards, technical reports and standard packages through to manuals and online services. Our web service e-nav gives you access to an easy-to-navigate library where all standards that are relevant to your company are available. Standards and manuals are sources of knowledge. We sell them.

Increase understanding and improve perception

With SIS you can undergo either shared or in-house training in the content and application of standards. Thanks to our proximity to international development and ISO you receive the right knowledge at the right time, direct from the source. With our knowledge about the potential of standards, we assist our customers in creating tangible benefit and profitability in their organisations.

If you want to know more about SIS, or how standards can streamline your organisation, please visit www.sis.se or contact us on phone +46 (0)8-555 523 00



Europastandarden EN 12939:2000 gäller som svensk standard. Detta dokument innehåller den officiella engelska versionen av EN 12939:2000.

The European Standard EN 12939:2000 has the status of a Swedish Standard. This document contains the official English version of EN 12939:2000.

© Copyright/Upphovsrätten till denna produkt tillhör SIS, Swedish Standards Institute, Stockholm, Sverige. Användningen av denna produkt regleras av slutanvändarlicensen som återfinns i denna produkt, se standardens sista sidor.

© Copyright SIS, Swedish Standards Institute, Stockholm, Sweden. All rights reserved. The use of this product is governed by the end-user licence for this product. You will find the licence in the end of this document.

Uppllysningar om sakinnehållet i standarden lämnas av SIS, Swedish Standards Institute, telefon 08-555 520 00. Standarder kan beställas hos SIS Förlag AB som även lämnar allmänna uppllysningar om svensk och utländsk standard.

Information about the content of the standard is available from the Swedish Standards Institute (SIS), telephone +46 8 555 520 00. Standards may be ordered from SIS Förlag AB, who can also provide general information about Swedish and foreign standards.

Har du synpunkter på innehållet i den här standarden, vill du delta i ett kommande revideringsarbete eller vara med och ta fram andra standarder inom området? Gå in på www.sis.se - där hittar du mer information.

EUROPEAN STANDARD

EN 12939

NORME EUROPÉENNE

EUROPÄISCHE NORM

November 2000

ICS 91.100.60

English version

**Thermal performance of building materials and products -
Determination of thermal resistance by means of guarded hot
plate and heat flow meter methods - Thick products of high and
medium thermal resistance**

Performance thermique des matériaux et produits pour le
bâtiment - Détermination de la résistance thermique par la
méthode de la plaque chaude gardée et la méthode
fluxométrique - Produits épais de haute et moyenne
résistance thermique

Wärmetechnisches Verhalten von Baustoffen und
Bauprodukten - Bestimmung des
Wärmedurchlasswiderstandes nach dem Verfahren mit
dem Plattengerät und dem Wärmestrommessplatten-Gerät
- Dicke Produkte mit hohem und mittlerem
Wärmedurchlasswiderstand

This European Standard was approved by CEN on 18 October 2000.

CEN members are bound to comply with the CEN/CENELEC Internal Regulations which stipulate the conditions for giving this European Standard the status of a national standard without any alteration. Up-to-date lists and bibliographical references concerning such national standards may be obtained on application to the Management Centre or to any CEN member.

This European Standard exists in three official versions (English, French, German). A version in any other language made by translation under the responsibility of a CEN member into its own language and notified to the Management Centre has the same status as the official versions.

CEN members are the national standards bodies of Austria, Belgium, Czech Republic, Denmark, Finland, France, Germany, Greece, Iceland, Ireland, Italy, Luxembourg, Netherlands, Norway, Portugal, Spain, Sweden, Switzerland and United Kingdom.



EUROPEAN COMMITTEE FOR STANDARDIZATION
COMITÉ EUROPÉEN DE NORMALISATION
EUROPÄISCHES KOMITEE FÜR NORMUNG

Management Centre: rue de Stassart, 36 B-1050 Brussels

Contents

	Page
Foreword	3
Introduction	3
1 Scope	4
2 Normative references	4
3 Definitions, symbols and units	5
4 Instrumentation	6
5 Procedures	7
6 Calculations and test report	13
Annex A (normative) Instrumentation	16
Annex B (normative) Conversion utilities for thick specimens	19
Annex C (informative) Advanced procedures to test thick specimens exceeding thickness capabilities of the apparatus	23
Annex D (informative) Items which are expected to be specified in product standards	32

Foreword

This European Standard has been prepared by Technical Committee CEN/TC 89 "Thermal performance of buildings and building components", the secretariat of which is held by SIS.

This European Standard shall be given the status of a national standard, either by publication of an identical text or by endorsement, at the latest by May 2001, and conflicting national standards shall be withdrawn at the latest by May 2001.

This European Standard has been prepared under a mandate given to CEN by the European Commission and the European Free Trade Association, and supports essential requirements of EU Directive(s).

According to the CEN/CENELEC Internal Regulations, the national standards organizations of the following countries are bound to implement this European Standard: Austria, Belgium, Czech Republic, Denmark, Finland, France, Germany, Greece, Iceland, Ireland, Italy, Luxembourg, Netherlands, Norway, Portugal, Spain, Sweden, Switzerland and the United Kingdom.

The annexes A and B are normative. The annexes C and D are informative.

Introduction

This standard is intended to complement EN 12667. It addresses specific problems when testing, according to European product standards, thick high and medium thermal resistance specimens with a heat flow meter or guarded hot plate.

In this standard the references to ISO 8301:1991 and ISO 8302:1991 are limited to some experimental procedures and to the error analysis. The guarded hot plate and heat flow meter methods are described in EN 12667; assessment procedures are described in EN 1946-2:1999 and EN 1946-3:1999.

A CEN Report CR xxx, The use of interpolating equations in relation to measurements on thick specimens, (under preparation) supplies additional information on the use of interpolating functions to predict the thickness effect.

Among existing apparatus for steady state thermal testing, guarded hot plate apparatus and heat flow meter apparatus can be operated up to specimen thicknesses of 100 mm to 150 mm if the accuracy has to be kept within 2 % (and possibly 1 %), while the accuracy of guarded and calibrated hot box apparatus, which can test thicker specimens, is not as good as that of the previously mentioned two test apparatus.

As the thickness of many insulating products exceeds 100 mm to 150 mm, there is a need for a testing procedure that will supply enough information to predict the thermal performance of insulation products at their actual thicknesses. Different options are offered in this standard; the most appropriate one may be indicated in product standards.

When the thickness effect is relevant, i.e. when the thermal resistance of a thick product cannot be calculated as the sum of the thermal resistances of slices cut from the product, some material parameters are determined for use in interpolating equations. The procedure to determine these parameters is split into preliminary and routine measurements and evaluations, see C.1.

Background information and additional information on the use of interpolating equations is to be found in CR xxx.

1 Scope

This standard gives the procedures to determine the thermal resistance of products the thicknesses of which exceed the maximum thickness for guarded hot plate or heat flow meter apparatus. In any case most of the procedures described in this standard require apparatus that allows tests on specimens up to 100 mm thick.

This standard gives guidelines to assess the relevance of the thickness effect, i.e. to establish whether the thermal resistance of a thick product can or cannot be calculated as the sum of the thermal resistances of slices cut from the product, these guidelines complement the indications given in ISO 8302:1991 on the guarded hot plate apparatus.

This standard describes testing conditions which prevent the onset of convection, which could take place in some products under the considered temperature differences and thicknesses.

2 Normative references

This standard incorporates by dated or undated reference, provisions from other publications. These normative references are cited at the appropriate places in the text and the publications are listed hereafter. For dated references, subsequent amendments to or revisions of any of these publications apply to this standard only when incorporated in it by amendment or revision. For undated references the latest edition of the publication referred to applies (including amendments).

EN 1946-2:1999	Thermal performance of building products and components - Specific criteria for the assessment of laboratories measuring heat transfer properties – Part 2: Measurements by guarded hot plate method
EN 1946-3:1999	Thermal performance of building products and components - Specific criteria for the assessment of laboratories measuring heat transfer properties – Part 3: Measurements by heat flow meter method
EN 12667:- ¹	Thermal performance of building materials and products - Determination of thermal resistance by means of guarded hot plate and heat flow meter methods - Products of high and medium thermal resistance
EN ISO 7345	Thermal insulation - Physical quantities and definitions (ISO 7345:1987)
EN ISO 9288	Thermal insulation - Heat transfer by radiation - Physical quantities and definitions (ISO 9288:1989)
ISO 8301:1991	Thermal insulation - Determination of steady-state thermal resistance and related properties - Heat flow meter apparatus
ISO 8302:1991	Thermal insulation - Determination of steady-state thermal resistance and related properties - Guarded hot plate apparatus

¹ To be published

3 Definitions, symbols and units

3.1 Terms and definitions

For the purposes of this standard the terms and definitions given in EN ISO 7345 and EN ISO 9288 apply.

NOTE EN ISO 9288 defines spectral directional extinction, absorption and scattering coefficients and the spectral directional albedo only, while this standard makes use of total hemispherical coefficients, which can be obtained by the previous ones by appropriate integrations.

3.2 Symbols and units

Symbol	Quantity	Unit
A	conduction parameter	$W/(m \cdot K)$
B	solid conduction parameter	m^3/kg
C	radiation parameter	$W \cdot m^2/(kg \cdot K)$
E	extinction parameter for combined conduction and radiation	m^{-1}
F	complement to unity of the "two flux model" albedo	
L	thickness effect parameter	
R	thermal resistance	$m^2 \cdot K/W$
R_0, R_{01}, R_{02}	extrapolated thermal resistance at zero thickness	$m^2 \cdot K/W$
T	thermodynamic temperature	K
\mathcal{T}	transfer factor d/R (of a specimen)	$W/(m \cdot K)$
Z	emissivity parameter	
d	thickness	m
d_b	mean bead or grain diameter	m
d_∞	thickness beyond which thermal resistance becomes linear	m
e	edge temperature ratio	
h_r	radiative heat transfer surface coefficient	$W/(m^2 \cdot K)$
q	density of heat flow rate	W/m^2
q_r	density of radiative heat flow rate	W/m^2
q_t	total density of heat flow rate	W/m^2
t	time	s
β'_*	mass extinction parameter	m^2/kg

Symbol	Quantity	Unit
ε	emissivity	
λ	thermal conductivity	W/(m·K)
λ_a	thermal conductivity of air	W/(m·K)
λ_g	thermal conductivity of gas	W/(m·K)
λ_r	radiativity (of a material)	W/(m·K)
λ_{cd}	combined gaseous and solid thermal conductivity (of a material)	W/(m·K)
λ_t	thermal transmissivity (of a material) $\Delta d/\Delta R$	W/(m·K)
θ	Celsius temperature	°C
ρ	density	kg/m ³
ρ_s	density of the solid matrix	kg/m ³
σ_n	Stefan-Boltzmann constant	W/(m ² ·K ⁴)
ω^*	two-flux model albedo	

4 Instrumentation

4.1 General

The apparatus used for the measurements shall be a guarded hot plate or heat flow meter conforming with the requirements of EN 12667. This standard gives neither relevant design criteria and proven performance checks nor the determination of apparatus emissivity; these, as well as specific apparatus requirements applicable to the procedures described in this standard, are to be found either in EN 1946-2:1999 or EN 1946-3:1999, according to the apparatus used. Only those apparatus requirements affecting specimen sizes and tolerances are given in this standard.

When it is not explicitly stated otherwise, guarded hot plate apparatus requirements are assumed to be applicable also to heat flow meter apparatus.

Some recommended sizes and tolerances are supplied in this standard. In 4.2 and 4.3 requirements for common testing conditions are specified. More information is given in annex A.

4.2 Maximum specimen thickness

The maximum specimen thickness should be according to EN 12667, see limit values in its table A.1 for some common apparatus sizes. See also annex A of this standard for more information concerning low density specimens.

4.3 Minimum specimen thickness, flatness tolerances

The procedures described in this standard may require measurements at the minimum allowed specimen thickness (which depends upon apparatus parameters and testing conditions). The requirements of A.3.3 of EN 12667 shall be met, extending them for a thermal resistance of the specimen as low as 0,3 m²·K/W. The following two testing conditions shall be considered in relation to this standard for both guarded hot plate and heat flow meter apparatus:

- a) Tests on non rigid specimens achieving a good contact with the apparatus and whose thermal resistance is greater than or equal to 0,3 m²·K/W, e.g. mineral wool boards or elastomeric cellular boards. In this case the departures from a true plane result in an error in the measurement of specimen thickness. This error shall be less than 0,5 % (see table A.1 of EN 12667). For detailed information see annex A of this standard.
- b) Tests on rigid specimens having a thermal resistance greater than or equal to 0,3 m²·K/W, e.g. polystyrene or rigid polyurethane boards. In this case the departures from a true plane are the source of contact resistances; these shall be less than 0,5 % of the specimen thermal resistance (see table A.2 of EN 12667).

This standard does not cover special testing techniques (use of contact sheets) to be applied when the thermal resistance of the specimen is less than 0,3 m²·K/W.

5 Procedures

5.1 General

Specimen preparation and handling shall be in accordance with EN 12667. Specific specimen preparation should be found in the appropriate product standard referencing the procedures described in this standard.

5.2 Introductory considerations

The thermal resistance R of a specimen of low density insulating materials may be written as follows:

$$R = R_0 + d/\lambda_t \quad (1)$$

(where R_0 is the extrapolated thermal resistance at zero thickness) and the transfer factor \mathcal{J} is defined as follows:

$$\mathcal{J} = \lambda_t \frac{1}{1 + \frac{\lambda_t}{d} R_0} \quad (2)$$

NOTE 1 For the derivation of equations (1) and (2) and their graphical representation see CR xxx.

The procedures described in this standard can be grouped as follows:

- 1) preliminary procedures to assess whether the thickness effect is relevant;
- 2a) procedures applicable when the thickness effect is not relevant;
- 2b) procedures applicable when the thickness effect is relevant.