

# SVENSK STANDARD

## SS-EN ISO 9431




Fastställt/Approved: 2000-02-11  
Publicerad/Published: 2000-02-11  
Utgåva/Edition: 1  
Språk/Language: engelska/English  
ICS: 01.100.30; 92.100.20

---

**Byggdokumentation – Ritfält, skrivfält och namnrutor på ritningsblanketter (ISO 9431:1990)**

**Construction drawings – Spaces for drawing and for text, and title blocks on drawing sheets (ISO 9431:1990)**



# Standarder får världen att fungera

*SIS (Swedish Standards Institute) är en fristående ideell förening med medlemmar från både privat och offentlig sektor. Vi är en del av det europeiska och globala nätverk som utarbetar internationella standarder. Standarder är dokumenterad kunskap utvecklad av framstående aktörer inom industri, näringsliv och samhälle och befrämjar handel över gränser, bidrar till att processer och produkter blir säkrare samt effektiviserar din verksamhet.*

## Delta och påverka

Som medlem i SIS har du möjlighet att påverka framtida standarder inom ditt område på nationell, europeisk och global nivå. Du får samtidigt tillgång till tidig information om utvecklingen inom din bransch.


## Ta del av det färdiga arbetet

Vi erbjuder våra kunder allt som rör standarder och deras tillämpning. Hos oss kan du köpa alla publikationer du behöver – allt från enskilda standarder, tekniska rapporter och standardpaket till handböcker och onlinetjänster. Genom vår webbtjänst e-nav får du tillgång till ett lättnavigerat bibliotek där alla standarder som är aktuella för ditt företag finns tillgängliga. Standarder och handböcker är källor till kunskap. Vi säljer dem.

## Utveckla din kompetens och lyckas bättre i ditt arbete

Hos SIS kan du gå öppna eller företagsinterna utbildningar kring innehåll och tillämpning av standarder. Genom vår närhet till den internationella utvecklingen och ISO får du rätt kunskap i rätt tid, direkt från källan. Med vår kunskap om standarders möjligheter hjälper vi våra kunder att skapa verklig nytta och lönsamhet i sina verksamheter.

**Vill du veta mer om SIS eller hur standarder kan effektivisera din verksamhet är du välkommen in på [www.sis.se](http://www.sis.se) eller ta kontakt med oss på tel 08-555 523 00.**



# Standards make the world go round

*SIS (Swedish Standards Institute) is an independent non-profit organisation with members from both the private and public sectors. We are part of the European and global network that draws up international standards. Standards consist of documented knowledge developed by prominent actors within the industry, business world and society. They promote cross-border trade, they help to make processes and products safer and they streamline your organisation.*

## Take part and have influence

As a member of SIS you will have the possibility to participate in standardization activities on national, European and global level. The membership in SIS will give you the opportunity to influence future standards and gain access to early stage information about developments within your field.

## Get to know the finished work

We offer our customers everything in connection with standards and their application. You can purchase all the publications you need from us - everything from individual standards, technical reports and standard packages through to manuals and online services. Our web service e-nav gives you access to an easy-to-navigate library where all standards that are relevant to your company are available. Standards and manuals are sources of knowledge. We sell them.

## Increase understanding and improve perception

With SIS you can undergo either shared or in-house training in the content and application of standards. Thanks to our proximity to international development and ISO you receive the right knowledge at the right time, direct from the source. With our knowledge about the potential of standards, we assist our customers in creating tangible benefit and profitability in their organisations.

**If you want to know more about SIS, or how standards can streamline your organisation, please visit [www.sis.se](http://www.sis.se) or contact us on phone +46 (0)8-555 523 00**



Europastandarden EN ISO 9431:1999 gäller som svensk standard. Detta dokument innehåller den officiella engelska versionen av EN ISO 9431:1999.

Denna standard ersätter SS 32208, utgåva 3.

The European Standard EN ISO 9431:1999 has the status of a Swedish Standard. This document contains the official English version of EN ISO 9431:1999.

This standard supersedes the Swedish Standard SS 32208, edition 3.

© Copyright/Upphovsrätten till denna produkt tillhör SIS, Swedish Standards Institute, Stockholm, Sverige. Användningen av denna produkt regleras av slutanvändarlicensen som återfinns i denna produkt, se standardens sista sidor.

© Copyright SIS, Swedish Standards Institute, Stockholm, Sweden. All rights reserved. The use of this product is governed by the end-user licence for this product. You will find the licence in the end of this document.

*Uppllysningar om sakinnehållet i standarden lämnas av SIS, Swedish Standards Institute, telefon 08-555 520 00. Standarder kan beställas hos SIS Förlag AB som även lämnar allmänna uppllysningar om svensk och utländsk standard.*

*Information about the content of the standard is available from the Swedish Standards Institute (SIS), telephone +46 8 555 520 00. Standards may be ordered from SIS Förlag AB, who can also provide general information about Swedish and foreign standards.*

Standarden är framtagen av kommittén för Bygg- och förvaltningsdokumentation, SIS/TK 269.

Har du synpunkter på innehållet i den här standarden, vill du delta i ett kommande revideringsarbete eller vara med och ta fram andra standarder inom området? Gå in på [www.sis.se](http://www.sis.se) - där hittar du mer information.



EUROPEAN STANDARD

**EN ISO 9431**

NORME EUROPÉENNE

EUROPÄISCHE NORM

July 1999

---

ICS 01.100.00

English version

## Construction drawings - Spaces for drawing and for text, and title blocks on drawing sheets (ISO 9431:1990)

Dessins de construction - Zones réservées au dessin et au texte, et cartouches d'inscription sur les feuilles de dessin (ISO 9431:1990)

Zeichnungen für das Bauwesen - Anordnung von Darstellungen, Texten und Schriftfeldern auf Zeichnungsvordrucken (ISO 9431:1990)

This European Standard was approved by CEN on 1 July 1999.

CEN members are bound to comply with the CEN/CENELEC Internal Regulations which stipulate the conditions for giving this European Standard the status of a national standard without any alteration. Up-to-date lists and bibliographical references concerning such national standards may be obtained on application to the Central Secretariat or to any CEN member.

This European Standard exists in three official versions (English, French, German). A version in any other language made by translation under the responsibility of a CEN member into its own language and notified to the Central Secretariat has the same status as the official versions.

CEN members are the national standards bodies of Austria, Belgium, Czech Republic, Denmark, Finland, France, Germany, Greece, Iceland, Ireland, Italy, Luxembourg, Netherlands, Norway, Portugal, Spain, Sweden, Switzerland and United Kingdom.



EUROPEAN COMMITTEE FOR STANDARDIZATION  
COMITÉ EUROPÉEN DE NORMALISATION  
EUROPÄISCHES KOMITEE FÜR NORMUNG

**Central Secretariat: rue de Stassart, 36 B-1050 Brussels**

## **Foreword**

The text of the International Standard from Technical Committee ISO/TC 10 "Technical drawings, product definition and related documentation" of the International Organization for Standardization (ISO) has been taken over as an European Standard by CEN/CS.

This European Standard shall be given the status of a national standard, either by publication of an identical text or by endorsement, at the latest by January 2000, and conflicting national standards shall be withdrawn at the latest by January 2000.

According to the CEN/CENELEC Internal Regulations, the national standards organizations of the following countries are bound to implement this European Standard: Austria, Belgium, Czech Republic, Denmark, Finland, France, Germany, Greece, Iceland, Ireland, Italy, Luxembourg, Netherlands, Norway, Portugal, Spain, Sweden, Switzerland and the United Kingdom.

## **Endorsement notice**

The text of the International Standard ISO 9431:1990 has been approved by CEN as a European Standard without any modification.

# Construction drawings — Spaces for drawing and for text, and title blocks on drawing sheets

## 1 Scope

This International Standard specifies requirements concerning the placing, layout and contents of spaces for drawing and for text, and title blocks on construction drawings.

## 2 Normative references

The following standards contain provisions which, through reference in this text, constitute provisions of this International Standard. At the time of publication, the editions indicated were valid. All standards are subject to revision, and parties to agreements based on this International Standard are encouraged to investigate the possibility of applying the most recent editions of the standards indicated below. Members of IEC and ISO maintain registers of currently valid International Standards.

ISO 3098-1:1974, *Technical drawings — Lettering — Part 1: Currently used characters*.

ISO 7200:1984, *Technical drawings — Title blocks*.

## 3 General layout (see figure 1 and figure 2)

The space on a drawing sheet is primarily divided into

- a space for drawing (see clause 4);
- a space for text (see clause 5);
- a title block (see ISO 7200).

## 4 Space for drawing

The figures comprising a drawing shall be arranged in horizontal rows and vertical columns. A main figure, if one is identified as such, shall be placed at

the top left of the drawing or at the top left of a group of figures. If possible, consideration shall be taken of A4-size folds of a drawing sheet when figures are drawn.

## 5 Space for text

### 5.1 General

The space for text on a drawing sheet shall contain all information necessary for the understanding of the contents of the drawing (see 5.2), except for the text which needs to be placed adjacent to the figures in the space for drawing.

The space for text shall normally be placed at the right-hand edge of the drawing sheet (see figure 1); the width of the space shall be equal to that of the title block, i.e. maximum 170 mm, or at least 100 mm.

If a figure takes up the whole width of the drawing sheet, the space for text shall be placed at the bottom edge of the drawing sheet (see figure 2); the height of the space shall be chosen as required. The space for text shall be divided into columns of appropriate width; if possible, account shall be taken of folds in a folded drawing when deciding on column width.

### 5.2 Information to be placed in space for text

#### 5.2.1 General

The following information is normally placed in the space for text:

- explanations (see 5.2.2);
- instructions (see 5.2.3);
- references (see 5.2.4);
- location figure (see 5.2.5);

— revision table (see 5.2.6).

### 5.2.2 Explanations

Under "Explanations", information shall be given which is needed to read the drawing, e.g. explanations of special symbols, designations, abbreviations and units of dimensions.

### 5.2.3 Instructions

Under "Instructions", information, supplementary to the information in the space for drawing, shall be given which is needed to perform what is shown on the drawing, e.g. instructions relating to material, realization, surface treatment, assembly placing, number of units and combined dimensions.

If several objects are shown on the drawing, general instructions shall be placed in the space for text and special instructions shall be placed adjacent to the relevant figures.

### 5.2.4 References

Under "References", reference shall be made to supplementary drawings and other documents.

### 5.2.5 Location figure

A location figure shall be placed so that it remains visible after the drawing has been folded.

A location figure shall comprise, as required, the following figures:

- schematic site plan with area, arrow indicating the north, building, part of building, etc. marked (see figure 3);
- schematic plan of building with area, part, etc. indicated (see figure 4);
- schematic section through building with floor plan, direction of view, etc. indicated (see figure 5).

### 5.2.6 Revision table

A revision table shall be used to record all revisions such as corrections and/or amendments following the first issue. In addition, any other factor which might influence the validity of the drawing shall be recorded in the revision table.

A revision table shall contain the following information:

- designations of revision and, if required, number of places where correction has been made;

— details concerning the revision;

— date of revision;

— signature of person responsible for revision.

The width of the revision table shall be equal to either

- a) the width of the title block, if the revision table is placed immediately above the title block,
- b) at least 100 mm, if the revision table is placed to the left of the title block.

The height of each line in the revision table shall be in accordance with the rules given in ISO 3098-1 and shall meet the minimum requirement for spacing of base lines.

An example of the layout of a revision table is illustrated in figure 6.

## 5.3 Layout

Examples of the layout of the space for text on the drawing sheet are given in figure 7, figure 8 and figure 9.

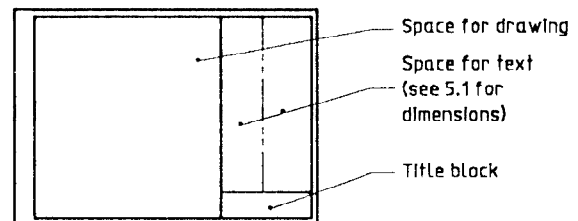


Figure 1

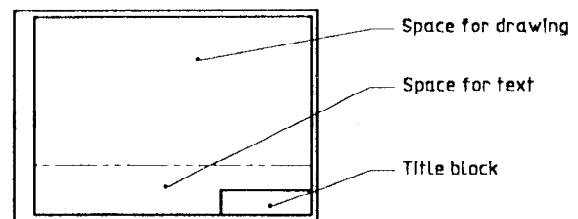


Figure 2